

CATALOGUE

SOLAR ENERGY | 2024

COMPLETE ENERGY SOLUTIONS FOR A BETTER TOMORROW



V-TAC

Meaningful Innovation.

V-TAC was founded with the vision of providing energy-efficient LED lighting solutions worldwide.

While building a vast portfolio in LED lighting over the past years, we were also able to build expertise in innovation and expand our R&D team to offer a diversified catalogue with over 4500 products to our clients and partners all over the UK and Europe.

Utilizing our brand value and manufacturing technologies, we have been expanding our product categories beyond lighting, with one mission to improve the lives of humanity worldwide.

Now, we are moving towards promoting sustainable practices that will help citizens and businesses lower their carbon footprint, and become a global leader in providing energy efficient systems — including solar panels, inverters, battery packs, and power stations.



ESTABLISHED
2009



PRESENCE IN
75 COUNTRIES



TURNOVER
\$150M

Build your Full System with ONE BRAND!



RESIDENTIAL



COMMERCIAL

TABLE OF CONTENTS



SOLAR PANELS	04
SOLAR PANELS SETS	14
SOLAR INVERTERS	15
BATTERY STORAGE SOLUTIONS	36
SOLAR SYSTEMS	46
PORTABLE POWER STATIONS	50
SOLAR CARPORT	55
SOLAR ACCESSORIES	57
PV CABLES	58

SOLAR PANELS

V-TAC
Meaningful Innovation.



HALF-CUT TECHNOLOGY
Unique circuit design to reduce temperature heat spots



LOWER COST
Increasing power generation can reduce the cost per kilowatt-hour



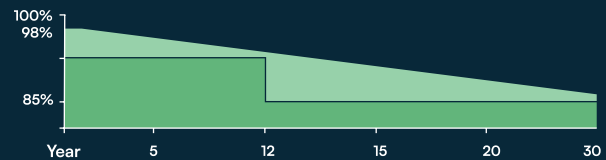
SIGNIFICANTLY AVOIDING HEAT SPOT
The unique circuit design helps reduce the temperature heat spot of cells significantly to reduce the power loss and increase energy output of modules




EXCELLENT PERFORMANCE OF PID RESISTANCE
The performance of PID resistance (Potential Induced Degradation) passes all TUV NORD current testing criteria

12 YEAR
WARRANTY
PRODUCT MATERIAL

25 YEAR
WARRANTY
LINEAR POWER OUTPUT




- Maximum Cell Efficiency
- Maximum Positive Power Tolerance gives highest output per m² of roof
- Aesthetically pleasing All Black Panel / Frame available
- Highest Heat Tolerance



410W

Mono Half Solar Panel



1
METRE
CABLE

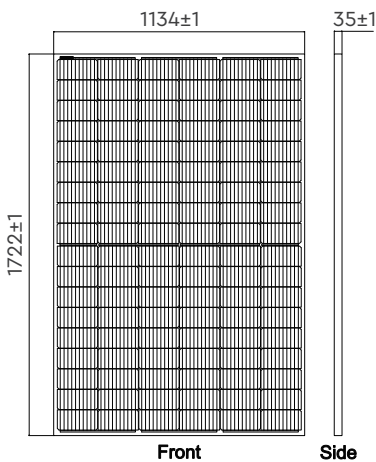
Model No:	AU410-27V-MH
SKU Code:	11910
EAN Code:	3800170219960
Qty Per Pallet:	31
Net Weight :	21.50kg
Product Size	1722*1134*35mm

ELECTRICAL DATA (STC)

Peak Power (Pmax)	410.00
Maximum Power Voltage (Vmp)	31.46
Maximum Power Current (Imp)	13.04
Open Circuit Voltage (Voc)	37.45±3%
Short Circuit Current (Isc)	13.85±3%
Module Efficiency (%)	20.97

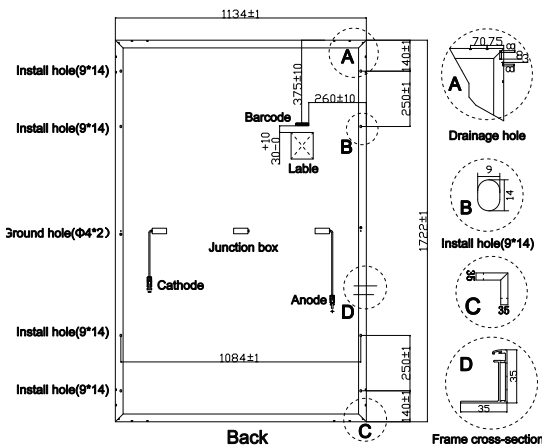
ELECTRICAL DATA (NOCT)

Peak Power (Pmax)	304.8
Maximum Power Voltage (Vmp)	29.20
Maximum Power Current (Imp)	10.44
Open Circuit Voltage (Voc)	35.05±3%
Short Circuit Current (Isc)	11.16±3%



MECHANICAL CHARACTERISTICS

Cell Type	182*91 Mono
No. of Cells	108(12*9)
Front Glass	3.2mm high transmission, low iron, tempered glass
Frame	Anodized Aluminium Alloy
Junction box	IP67/IP68 3diodes
Output cables	4mm ² cable 100cm (Including MC4 connector)
MaxWind Load/Snow Load	2400Pa/5400Pa



TEMPERATURE & MAXIMUM RATING

Maximum System Voltage (V)	1500 V
Maximum Series Fuse Rating (A)	25A
Power Tolerance	0~+3 W
Pmax Temperature Coefficient (W/°C)	-0.350 %/°C
Voc Temperature Coefficient (V/°C)	-0.285 %/°C
Isc Temperature Coefficient (A/°C)	+0.045 %/°C
NOCT Nominal Operating Cell Temperature (°C)	45±2°C
Operating and Storage Temperature (°C)	-40~+85°C

410W

Mono Half Solar Panel

Full Black



1
METRE
CABLE


Model No:	VT-SP410-108M10
SKU Code:	11912
EAN Code:	3800170220058
Qty Per Pallet:	31
Net Weight :	21.50kg
Product Size	1724*1134*35mm

ELECTRICAL DATA (STC)

Peak Power (Pmax)	410
Maximum Power Voltage (Vmp)	31.25
Maximum Power Current (Imp)	13.12
Open Circuit Voltage (Voc)	37.33
Short Circuit Current (Isc)	13.90
Module Efficiency (%)	20.97

ELECTRICAL DATA (NMOT)

Peak Power (Pmax)	305
Maximum Power Voltage (Vmp)	28.80
Maximum Power Current (Imp)	10.58
Open Circuit Voltage (Voc)	34.80
Short Circuit Current (Isc)	11.20



MECHANICAL CHARACTERISTICS


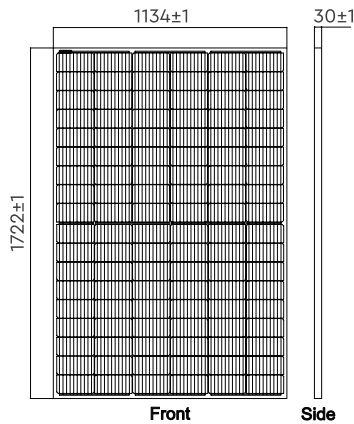
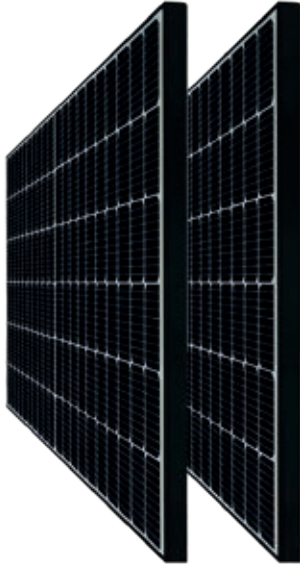
Cell Type	Mono-Crystalline PERC,182x91mm
No. of Cells	108 cells (Half-Cell)
Front Glass	3.2mm ultra clear embossed tempered coated glass
Frame	Anodized Aluminium Alloy
Junction box	IP 68
Output cables	4mm ² , symmetrical lengths 1100mm
MaxWind Load/Snow Load	2400Pa/5400Pa

TEMPERATURE & MAXIMUM RATING

Maximum System Voltage (V)	DC 1500V(TÜV,UL) / 1000V(CUL)
Maximum Series Fuse Rating (A)	25A
Power Tolerance	0~+3 W
Pmax Temperature Coefficient (W/°C)	-0.34 %/°C
Voc Temperature Coefficient (V/°C)	-0.27 %/°C
Isc Temperature Coefficient (A/°C)	+0.048 %/°C
NOCT Nominal Operating Cell Temperature (°C)	44±2°C
Operating and Storage Temperature (°C)	-40~+85°C

430W
Mono Half Solar Panel
Black Frame
TOPCon Technology

Model No:	VT-SP430-N108M10
SKU Code:	11898
EAN Code:	3800170218468
Qty Per Pallet:	36
Net Weight :	21.50kg
Product Size	1722*1134*30mm



ELECTRICAL DATA (STC)

Peak Power (Pmax)	430
Maximum Power Voltage (Vmp)	31.79
Maximum Power Current (Imp)	13.53
Open Circuit Voltage (Voc)	38.34
Short Circuit Current (Isc)	14.25
Module Efficiency (%)	22.02

ELECTRICAL DATA (NMOT)

Peak Power (Pmax)	324
Maximum Power Voltage (Vmp)	29.9
Maximum Power Current (Imp)	10.84
Open Circuit Voltage (Voc)	36.1
Short Circuit Current (Isc)	11.48

MECHANICAL CHARACTERISTICS

Cell Type	N type Mono-Crystalline , 182x91mm
No. of Cells	108cells (Half-Cell)
Front Glass	3.2mm ultra clear embossed tempered coated glass
Frame	Anodized Aluminium Alloy
Junction box	IP 68
Output cables	4mm ² , symmetrical lengths 1100mm
MaxWind Load/Snow Load	2400Pa/5400Pa

TEMPERATURE & MAXIMUM RATING

Maximum System Voltage (V)	DC 1500V (TÜV)
Maximum Series Fuse Rating (A)	25A
Power Tolerance	0~+3 W
Pmax Temperature Coefficient (W/°C)	-0.30 %/°C
Voc Temperature Coefficient (V/°C)	-0.25 %/°C
Isc Temperature Coefficient (A/°C)	+0.046 %/°C
NOCT Nominal Operating Cell Temperature (°C)	45±2°C
Operating and Storage Temperature (°C)	-40~+85°C

450W

Mono Half Solar Panel

Full Black



Model No:	VT-AU450-30V-MHB
SKU Code:	11883
EAN Code:	3800170218123
Qty Per Pallet:	31
Net Weight :	23.80kg
Product Size	1903* 1134*35mm


ELECTRICAL DATA (STC)

Peak Power (Pmax)	450.00
Maximum Power Voltage (Vmp)	34.79
Maximum Power Current (Imp)	12.94
Open Circuit Voltage (Voc)	41.40±3%
Short Circuit Current (Isc)	13.74±3%
Module Efficiency (%)	20.85

ELECTRICAL DATA(NOCT)

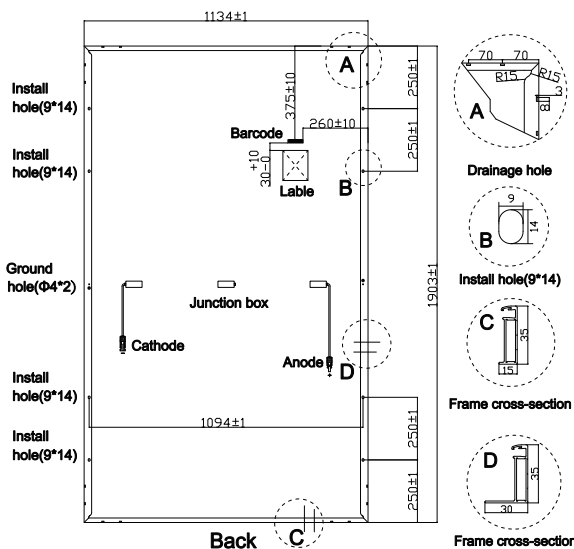
Peak Power (Pmax)	334.50
Maximum Power Voltage (Vmp)	32.29
Maximum Power Current (Imp)	10.36
Open Circuit Voltage (Voc)	38.77±3%
Short Circuit Current (Isc)	11.07±3%

Unit:mm



MECHANICAL CHARACTERISTICS

Cell Type	182*91 Mono
No. of Cells	120(12*10)
Front Glass	3.2mm high transmission, low iron, tempered glass
Frame	Anodized Aluminium Alloy
Junction box	IP68 3diodes
Output cables	4mm ² cable 35cm (Including MC4 connector)
MaxWind Load/Snow Load	2400Pa/5400Pa




TEMPERATURE & MAXIMUM RATING

Maximum System Voltage(V)	1500 V
Maximum Series Fuse Rating(A)	25 A
Power Tolerance	0~+3 W
Pmax Temperature Coefficient (W/°C)	-0.350 %/°C
Voc Temperature Coefficient (V/°C)	-0.285 %/°C
Isc Temperature Coefficient (A/°C)	+0.045 %/°C
NOCT Nominal Operating Cell Temperature (°C)	45±2°C
Operating and Storage Temperature (°C)	-40~+85°C

450W

Mono Half Solar Panel



1
METRE
CABLE

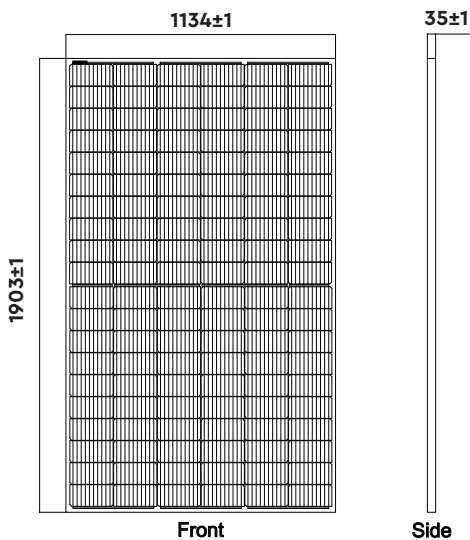
Model No:	VT-450MH
SKU Code:	11860
EAN Code:	3800170217485
Qty Per Pallet:	31
Net Weight :	23.80kg
Product Size	1903*1134*35mm

ELECTRICAL DATA (STC)

Peak Power (Pmax)	450.00
Maximum Power Voltage (Vmp)	34.79
Maximum Power Current (Imp)	12.94
Open Circuit Voltage (Voc)	41.40±3%
Short Circuit Current (Isc)	13.74±3%
Module Efficiency (%)	20.85

ELECTRICAL DATA (NOCT)

Peak Power (Pmax)	334.50
Maximum Power Voltage (Vmp)	32.29
Maximum Power Current (Imp)	10.36
Open Circuit Voltage (Voc)	38.77±3%
Short Circuit Current (Isc)	11.07±3%

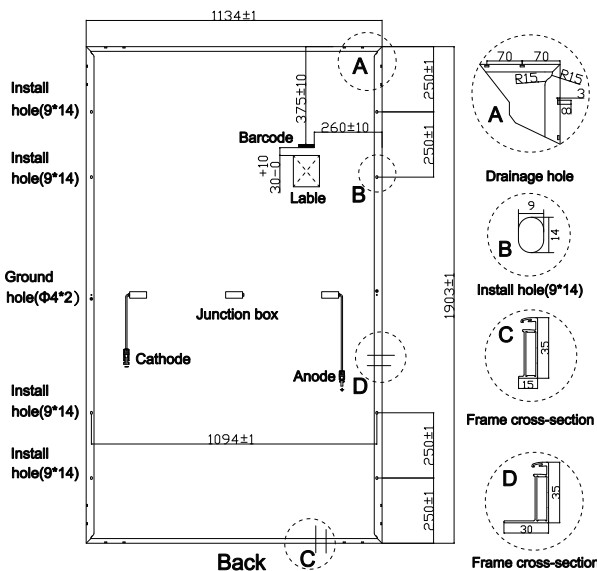


MECHANICAL CHARACTERISTICS


Cell Type	182*91 Mono
No. of Cells	120(12*10)
Front Glass	3.2mm high transmission, low iron, tempered glass
Frame	Anodized Aluminium Alloy
Junction box	IP68 3diodes
Output cables	4mm ² cable 35cm (Including MC4 connector)
MaxWind Load/Snow Load	2400Pa/5400Pa

TEMPERATURE & MAXIMUM RATING

Maximum System Voltage (V)	1500 V
Maximum Series Fuse Rating (A)	25A
Power Tolerance	0~+3 W
Pmax Temperature Coefficient (W/°C)	-0.350 %/°C
Voc Temperature Coefficient (V/°C)	-0.285 %/°C
Isc Temperature Coefficient (A/°C)	+0.045 %/°C
NOCT Nominal Operating Cell Temperature (°C)	45±2°C
Operating and Storage Temperature (°C)	-40~+85°C



450W Mono Half Solar Panel



1
METRE
CABLE

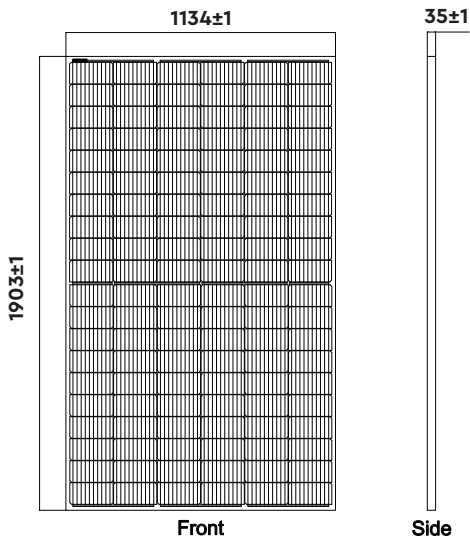
Model No:	VT-450MH
SKU Code:	11911
EAN Code:	3800170219977
Qty Per Pallet:	31
Net Weight :	23.8kg
Product Size	1903×1134×35mm

ELECTRICAL DATA (STC)

Peak Power (Pmax)	450.00
Maximum Power Voltage (Vmp)	34.79
Maximum Power Current (Imp)	12.94
Open Circuit Voltage (Voc)	41.40±3%
Short Circuit Current (Isc)	13.74±3%
Module Efficiency (%)	20.85

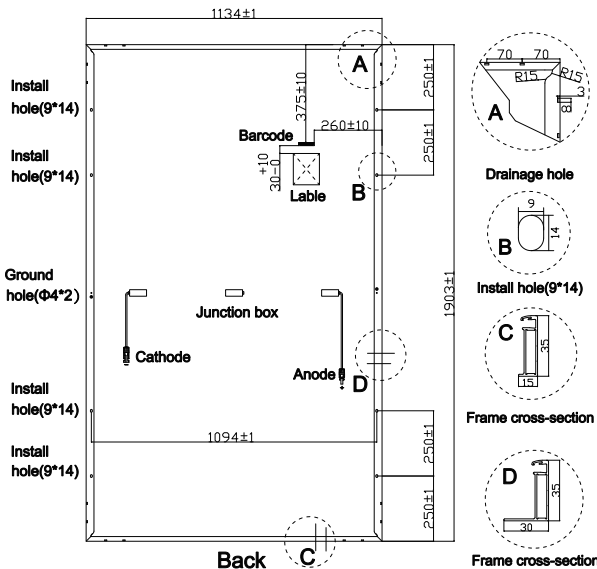
ELECTRICAL DATA (NOCT)

Peak Power (Pmax)	334.50
Maximum Power Voltage (Vmp)	32.29
Maximum Power Current (Imp)	10.36
Open Circuit Voltage (Voc)	38.77±3%
Short Circuit Current (Isc)	11.07±3%



MECHANICAL CHARACTERISTICS

Cell Type	182*91 Mono
No. of Cells	120(12*10)
Front Glass	3.2mm high transmission, low iron, tempered glass
Frame	Anodized Aluminium Alloy
Junction box	IP68 3diodes
Output cables	4mm ² cable 35cm (Including MC4 connector)
MaxWind Load/Snow Load	2400Pa/5400Pa




TEMPERATURE & MAXIMUM RATING

Maximum System Voltage (V)	1500 V
Maximum Series Fuse Rating (A)	25A
Power Tolerance	0~+3 W
Pmax Temperature Coefficient (W/°C)	-0.350 %/°C
Voc Temperature Coefficient (V/°C)	-0.285 %/°C
Isc Temperature Coefficient (A/°C)	+0.045 %/°C
NOCT Nominal Operating Cell Temperature (°C)	45±2°C
Operating and Storage Temperature (°C)	-40~+85°C

460W

Mono Half Solar Panel Silver Frame

TIER 1



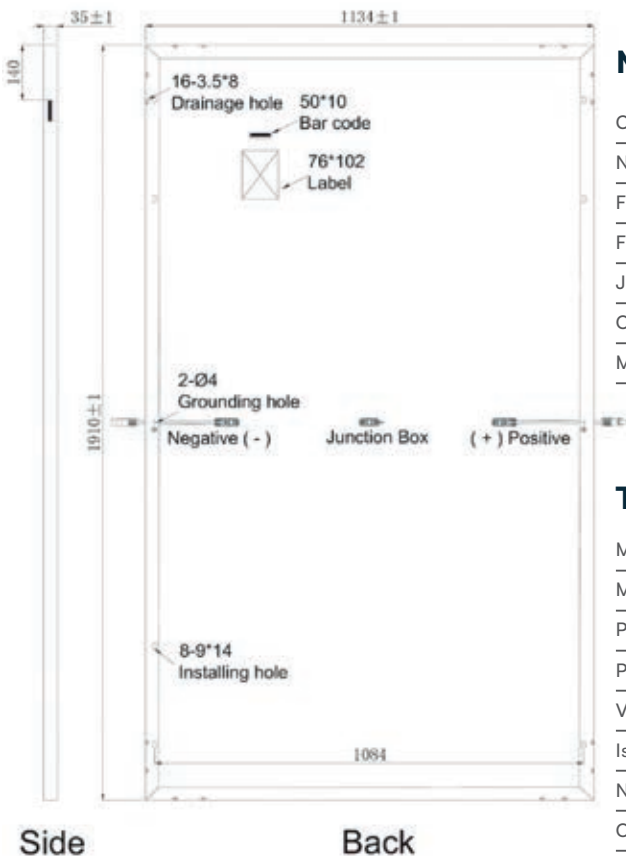
Model No:	VT-SP460-120M10
SKU Code:	11909
EAN Code:	3800170219830
Qty Per Pallet:	31
Net Weight :	23.5
Product Size	1910*1134*35

ELECTRICAL DATA (STC)

Max. Power at STC (Pmpp/W)	460
Output Tolerance (W)	0~+3%
Max. Power Voltage (Vmp/V)	35.31
Max. Power Current (Imp/A)	13.03
Open Circuit Voltage (Voc/V)	41.90
Short Circuit Current (Isc/A)	13.80
Module Efficiency (%)	21.24

ELECTRICAL DATA (NMOT)

Max. Power at NMOT (Pmpp/W)	342
Max. Power Voltage (Vmp/V)	35.30
Max. Power Current (Imp/A)	10.54
Open Circuit Voltage (Voc/V)	39.10
Short Circuit Current (Isc/A)	11.12



MECHANICAL CHARACTERISTICS

Cell Type	Mono-Crystalline PERC, 182x91mm
No. of Cells	120cells (Half-Cell)
Front Glass	3.2mm ultra clear embossed tempered coated glass
Frame	Anodized Aluminium Alloy
Junction box	IP68
Output cables	4mm ² , symmetrical lengths 1100mm
MaxWind Load/Snow Load	2400Pa/5400Pa


TEMPERATURE & MAXIMUM RATING

Maximum System Voltage (V)	DC 1500V (TÜV) / 1000(CUL)
Maximum Series Fuse Rating (A)	25A
Power Tolerance	0~+3%
Pmax Temperature Coefficient (W/°C)	-0.34 %/°C
Voc Temperature Coefficient (V/°C)	-0.27 %/°C
Isc Temperature Coefficient (A/°C)	+0.048 %/°C
NOCT Nominal Operating Cell Temperature (°C)	44±2°C
Operating and Storage Temperature (°C)	-40~+85°C

550W

Mono Half Solar Panel Silver Frame

TIER 1



Model No:	VT-SP550-144M10
SKU Code:	11895
EAN Code:	3800170218383
Qty Per Pallet:	31
Net Weight :	29kg
Product Size	2279*1134*35mm

ELECTRICAL DATA (STC)


Peak Power(Pmax)	550
Maximum Power Voltage (Vmp)	41.96
Maximum Power Current (Imp)	13.11
Open Circuit Voltage (Voc)	49.90
Short Circuit Current (Isc)	14.00
Module Efficiency (%)	21.28

ELECTRICAL DATA (NOCT)

Peak Power(Pmax)	410
Maximum Power Voltage (Vmp)	38.50
Maximum Power Current (Imp)	10.65
Open Circuit Voltage (Voc)	46.50
Short Circuit Current (Isc)	11.28

MECHANICAL CHARACTERISTICS

Cell Type	Mono-Crystalline PERC, 182x91mm
No. of Cells	144 cells (Half-Cell)
Front Glass	3.2mm ultra clear embossed tempered coated glass
Frame	Anodized Aluminium Alloy
Junction box	IP 68
Output cables	4mm ² , symmetrical lengths 1300mm
MaxWind Load/Snow Load	2400Pa/5400Pa




TEMPERATURE & MAXIMUM RATING

Maximum System Voltage (V)	DC 1500V(TÜV,UL) / 1000V(CUL)
Maximum Series Fuse Rating (A)	25A
Power Tolerance	0~+3%
Pmax Temperature Coefficient (W/°C)	-0.34 %/°C
Voc Temperature Coefficient (V/°C)	-0.27 %/°C
Isc Temperature Coefficient (A/°C)	0.048 %/°C
NOCT Nominal Operating Cell Temperature (°C)	44±2°C
Operating and Storage Temperature (°C)	-40~+85°C

SOLAR PANELS SETS

V-TAC
Meaningful Innovation.

V-TAC launches an innovative way to transport our solar panel range: with the usage of especially packed solar panel sets. The sets were designed with homes and small industrial projects in mind, providing a limited number of panels to match customers' requirements. Our state-of-the-art 410W and 450W panels are packed methodically in mini pallets, which can then be easily transported directly on site to provide the exact power and energy required.



SOLAR INVERTERS

V-TAC
Meaningful Innovation.



Solar Inverters are devices that convert the direct current (DC) generated by solar panels into alternating current (AC) which is used by domestic and commercial appliances. It is one of the most critical components of the solar power system as it converts power from the sun into useful energy and is often referred to as the brain of a solar system. Solar inverters are a crucial part of a solar system since power from the sun cannot be directly used to run electrical appliances. V-TAC's range of solar inverters have evolved to become much more smart and intelligent units, performing other functions such as data monitoring, advanced utility controls, energy management, and more.



Single Phase On-Grid Solar Inverter

3kW

Model No: **VT-6603105**
SKU Code: **11369**

5kW

Model No: **VT-6605105**
SKU Code: **11370**



3kW

Model No: **VT-6603110**
SKU Code: **11379**

5kW

Model No: **VT-6605110**
SKU Code: **11380**



INPUT (DC)

	3kW	5kW
Max. Input Power	3.6kW	6kW
Max. Input Voltage	600V	600V
Start Voltage / Min. Operating Voltage	120V / 100V	120V / 100V
MPPT Voltage Range	120V-550V	120V-550V
MPPT Rated Voltage	360V	360V
Number of MPP Trackers / String per MPPT	2/1	2/1
Max. Current per MPPT	9A	15A

OUTPUT (AC)

	3kW	5kW
Max. Output Current	16A	24A
Rated AC Power	3kW	5kW
Rated Grid Frequency	50Hz / 60Hz	50Hz / 60Hz
Rated Grid Voltage	230V, L+N+PE	230V, L+N+PE
Power Factor	.0.99 (Rated Power)	.0.99 (Rated Power)
THDi	<3% (Rated Power)	<3% (Rated Power)

EFFICIENCY

Max. Efficiency	97.7%	97.8%
European Efficiency	96.7%	96.8%
MPPT Efficiency	99.9%	99.9%

GENERAL DATA

Dimensions (W x H x D)	360 x 462 x 150 mm
Weight	18kg
Operating Temperature Range	-25°C~+60°C (Derating above 45°C)
Cooling Method	Natural Cooling
Protection Degree	IP65
Noise	<30dB
Highest Altitude	3000m (Derating above 2000m)
Relative Humidity	0~95%
Topology	Transformerless
Night Power Consumption	<1W
Warranty	5years (Standard) / 10years (Optional)

PROTECTION & CERTIFICATIONS

Protection	DC switch, AC short-circuit protection, Over current protection, Over voltage protection, Isolation protection, RCD, Surge protection, Anti-islanding protection, Over-temperature protection, Ground fault monitoring, etc.
Display	LED (Optional) / LCD (Standard)
System Language	English / Chinese / German / Dutch
Communication	Standard: RS485
Grid Connection	IEC 61727:2004, IEC62116:2014, IEC 60068-2-1:2007, IEC 60068-2-2:2007, IEC 60068-2-14:2009, IEC 60068-2-30:2005, IEC 61683:1999, DIN VDE 0126-1-1:2013, DIN VDE V 0124-100:2020, VDE-AR-N 4105:2018, G98:2019, C10/11:2019, AS/NZS 4777.2:2020, NB/T 32004-2018, PEA, ZVR
Safety / EMC	IEC/EN 62109-1:2010, IEC/EN 62109-2:2011, EN 61000-6-2:2019, EN 61000-6-3:2007/A1:2011

Single Phase On-Grid Solar Inverter

5kW

Model No: VT-6607105
SKU Code: 11819



PV INPUT DATA

5kW

Max. DC Power (W)	7500
Max. PV Voltage (V)	550
MPPT Voltage Range (V)	80-500
MPPT Full Power Voltage Range (V)	150-500
Rated Input Voltage (V)	360
Start-up Voltage (V)	100
Max. Input Current (A)	18.5 x 2
Max. Short Current (A)	26 x 2
No. of MPP Tracker	2
No. of PV String	2
Input Connector Type	MC4

AC OUTPUT DATA

Max. Output Power (W)	3960
Nominal Output Power (W)	3600
Max. Output Current (A)	17.5
Nominal Output Voltage (V)	L/N/PE, 220Vac, 230Vac, 240Vac
Grid Voltage Range	180Vac-276Vac (According to local standard)
Nominal Output Frequency (Hz)	50/60
Grid Frequency Range	45-55Hz/54-66Hz (According to local standard)
Output Power Factor	0.999 (Adjustable from 0.8 overexcited to 0.8 underexcited)
Output Current THD	<3%

GENERAL DATA

Dimensions (W x H x D, mm)	370 x 192 x 513
Weight (kg)	17
Protection Degree	IP65
Enclosure Material	Aluminum
Ambient Temperature Range	- 25 to 60
Humidity Range	0-100%
Topology	Transformerless
Cooling Concept	Intelligent Fan
Noise Emission (db)	<25
Night Power Consumption (W)	<10
Max. Operation Altitude (m)	< 4000
Communication Interface	RS485, CAN, Wi-Fi, GPRS, 4G
Max. Efficiency	97.60%
European Efficiency	97%

PROTECTION & CERTIFICATIONS

Protection	PV Reverse Polarity Protection, Over Current/ Voltage Protection, Anti-Islanding Protection, AC Short Circuit Protection, Residual Current Detection, Ground Fault Monitoring, Insulation Resister Detection, PV Arc Detection, Enclosure Protect Level - IP65 / NEMA4X
Safety Standard	IEC 60068, UL1741, EN62109
Grid-connection	IEEE1547, CSA C22, EN50549, VDE4105, VDE0126, RD1699, ABNT NBR16149 & 16150, AS4777.2, NB/T32004, G98/G99, IEC61727
EMC Standard	EN/IEC 61000-6-2, EN/IEC 61000-6-3, EN61000-3-2, EN61000-3-3, EN61000-3-11, EN61000-3-12



Three Phase On-Grid Solar Inverter

5kW

8kW

10kW

Model No:	VT-6605305
SKU Code:	11371
Net Weight:	20kg
Size(MM):	360 x 530 x 150

Model No:	VT-6608305
SKU Code:	11372
Net Weight:	23kg
Size(MM):	360 x 575 x 150

Model No:	VT-6610305
SKU Code:	11373
Net Weight:	23kg
Size(MM):	360 x 575 x 150

INPUT (DC)

Max. Input Power	5.7kW	9kW	11kW
Max. Input Voltage	900V	1000V	1000V
Start Voltage / Min. Operating Voltage	220V / 150V	220V / 180V	220V / 180V
MPPT Voltage Range	180V ~ 800V	180V ~ 800V	180V ~ 800V
MPPT Rated Voltage	580V	610V	610V
Number of MPP Trackers / String per MPPT	2 / 1	2 / 1	2 / 1
Max. Current per MPPT	12A	12.5A	12.5A

AC OUTPUT DATA

Max. Output Current	8A	12.5A	16A
Rated AC Power	5kW	8kW	10kW
Max. Output Power	5.5kVA	8.8KVA	11KVA
Rated Grid Frequency	50Hz / 60Hz		
Rated Grid Voltage	230V / 400V, 3L+N+PE / 3L+PE		
Power Factor	-0.8~+0.8(adjustable)		
THDi	<3% (at rated power)		

GENERAL DATA

Operating Temperature Range	-25°C ~+60°C	-25°C ~+60°C
Cooling Method	Natural Cooling	Smart Cooling
Protection Degree	IP65	IP65
Noise	<30dB	<50dB
Highest Altitude	3000m	3000m
Relative Humidity	0~100%	0~100%
Topology	Transformerless	Transformerless
Night Power Consumption	<0.5W	<0.5W
Max. Efficiency	98.10%	98.30%
European Efficiency	97.60%	97.80%
MPPT Efficiency	99.90%	99.90%
Display	LCD	
System Language	English / Chinese / German / Dutch / Polish	
Communication	Standard: RS485, Optional: WiFi / GPRS / Ethernet	

PROTECTION & CERTIFICATIONS

Protection	DC breaker, AC short-circuit protection, Over current protection, Over voltage protection, Insulation impedance protection, RCD, Surge protection, Anti-islanding protection, Over temperature protection, Groundfault monitoring, etc.
Grid Connection	IEC 61727:2004, IEC62116:2014, IEC 60068-2-1:2007, IEC 60068-2-2:2007, IEC 60068-2-14:2009, IEC 60068-2-30:2005, IEC 61683:1999, DIN VDE 0126-1-1:2013, DIN VDE V 0124-100:2020, VDE-AR-N 4105:2018, C10/11:2019, AS/NZS 4777.2:2020, NB/T 32004-2018, PEA, ZVR, etc.
Safety / EMC	IEC/EN 62109-1:2010, IEC/EN 62109-2:2011, EN 61000-6-2:2019, EN 61000-6-3:2007/A1:201

Three Phase On-Grid Solar Inverter



Model No: **VT-6605310**
 SKU Code: **11381**
 Net Weight: **12kg**
 Size(MM): **430 x 380 x 130**

5kW

8kW

10kW

15kW

Model No:	VT-6605310	VT-6608310	VT-6610310	VT-61015
SKU Code:	11381	11382	11383	11630
Net Weight:	12kg	13.50kg	13.50kg	13.50kg
Size(MM):	430 x 380 x 130	430 x 380 x 150	430 x 380 x 150	481 x 395 x 195

INPUT (DC)

Max. Input Power	8kW	12.8kW	16kW	24kW
Max. Input Voltage	1100V	1100V	1100V	1100V
Start Voltage	160V	160V	160V	160V
Rated Input Voltage	600V	600V	600V	600V
Full-load MPP Voltage Range	250V ~ 850V	320V ~ 850V	450V ~ 850V	500V ~ 850V
MPPT Voltage Range	140V ~ 1000V	140V ~ 1000V	140V ~ 1000V	180V ~ 1000V
Number of MPP Trackers / String per MPPT	2 / 1	2 / 1	2 / 1	2 - 1 / 2
Max. Current per MPPT	13A	13A	13A	14A / 28A
Max. Short Circuit Current per MPPT	16A	16A	16A	18A / 36A

AC OUTPUT DATA

Max. Output Current	8A	12.8A	15.9A	23.9A
Rated AC Power	5kW	8kW	10kW	15kW
Max. Output Power	5.5kVA	8.8kVA	11kVA	16.5kVA
Rated Grid Frequency	50Hz / 60Hz			
Rated Grid Voltage	230Vac / 400Vac, 3L / N / PE			
Power Factor	>0.99 (0.8 leading~0.8 lagging)			
THDi	<3% (Rated Power)			

GENERAL DATA

Operating Temperature Range	-25°C ~+60°C	-25°C ~+60°C
Cooling Method	Natural Cooling	Natural Cooling
Protection Degree	IP65	IP65
Highest Altitude	4000m	4000m
Relative Humidity	0~100%	0~100%
Topology	Transformerless	Transformerless
Night Power Consumption	<0.5W	<0.5W
Max. Efficiency	98.40%	98.70%
European Efficiency	98.30%	98.50%
MPPT Efficiency	99.90%	99.90%
Display	LED / LCD (Optional)	
Communication	Standard:RS485 / USB - Optional: WiFi / GPRS / Ethernet	

PROTECTION & CERTIFICATIONS

Protection	DC reverse polarity protection, Anti-islanding protection, AC short circuit protection, Residual current monitoring unit, Insulation resistance monitoring, Ground fault monitoring, Grid monitoring, Surge protection (Type II), AFCI protection
Grid Connection	IEC 61727, IEC 62116, IEC 60068, IEC 61683, VDE-AR-N 4110:2018, VDE-AR-N 4105:2018, VDE-AR-N 4120:2018, EN 50549, AS/NZS 4777.2:2015, CEI 0-21, VDE 0126-1-1/A1 VFR 2014, UTE C15-712-1:2013, DEWA DRRG, NRS 097-2-1, MEA/PEA, C10/11, G98/G99
Safety / EMC	IEC 62109-1:2010, IEC 62109-2:2011, EN 61000-6-2:2005, EN 61000-6-3:2007/A1:2011

Three Phase On-Grid Solar Inverter



30kW

Model No:	VT-6630305
SKU Code:	11507
Net Weight:	30kg
Size(MM):	600 x 430 x 230

INPUT (DC)

Max. Input Power	48kW
Max. Input Voltage	1100V
Start Voltage	250V
Rated Input Voltage	600V
Full-load MPP Voltage Range	500V ~ 800V
MPPT Voltage Range	200V ~ 1000V
Number of MPP Trackers / String per MPPT	3/2
Max. Current per MPPT	26A
Max. Short Circuit Current per MPPT	32A

AC OUTPUT DATA

Max. Output Current	48.3A
Rated Output Power	30kW
Max. Output Power	33.3kVA
Rated Grid Frequency	50Hz / 60Hz
Rated Grid Voltage	230Vac / 400Vac, 3L / N / PE
Power Factor	>0.99 (0.8 leading~0.8 lagging)
THDi	<3% (Rated Power)

GENERAL DATA

Operating Temperature Range	-30° C ~ +60° C
Cooling Method	Smart Cooling
Protection Degree	IP66
Max. Operating Altitude	4000m
Relative Humidity	0 ~ 100%
Topology	Transformerless
Night Power Consumption	<1W
Max. Efficiency	98.60%
European Efficiency	98.50%
MPPT Efficiency	99.90%
Display	LED / LCD / WiFi+App (Optional)
Communication	Standard:RS485 / USB , Optional: WiFi / GPRS / Ethernet

PROTECTION & CERTIFICATIONS

Protection	DC reverse polarity protection, Anti-islanding protection, AC short circuit protection, Residual current monitoring unit, Insulation resistance monitoring, Ground fault monitoring, Grid monitoring, Surge protection (Type II), AFCI protection
Grid Connection	IEC 61727, IEC 62116, IEC 60068, IEC 61683, VDE-AR-N 4110:2018, VDE-AR-N 4105:2018, VDE-AR-N 4120:2018, EN 50549, AS/NZS 4777.2:2020, CEI 0-21, VDE 0126-1-1/A1 VFR 2014, UTE C15-712-1:2013, DEWA DRRG, NRS 097-2-1, MEA/PEA, C10/11, G98/G99
Safety / EMC	IEC 62109-1:2010, IEC 62109-2:2011, EN 61000-6-2:2005, EN 61000-6-3:2007/A1:2011

Three Phase On-Grid Solar Inverter



30kW

Model No:	SUN-30K-G04
SKU Code:	11812
Net Weight:	23 kg
Size(MM):	362×577×21

INPUT (DC)

Max. DC Input Power (kW)	39
Max. DC Input Voltage (V)	1000
Start-up DC Input Voltage (V)	250
MPPT Operating Range (V)	200-850
Max. DC Input Current (A)	40+40
Max. Short Circuit Current (A)	60+60
No.of MPP Trackers	2
No.of Strings per MPP Tracker	3 +3

AC OUTPUT DATA

Rated Output Power (kW)	30
Max. Active Power (kW)	33
Nominal Output Voltage / Range (V)	3L/N/PE 220/380V, 230/400V
Rated Grid Frequency (Hz)	50 / 60 (Optional)
Operating Phase	Three Phase
Rated AC Grid Output Current (A)	45.5/43.5
Max. AC Output Current (A)	50/47.9
Output Power Factor	0.8 leading to 0.8 lagging
Grid Current THD	<3%
DC Injection Current (mA)	<0.5%
Grid Frequency Range	45~55 or 55~65 (Optional)

GENERAL DATA

Topology	Transformerless
Internal Consumption	<1W (Night)
Running Temperature	-25-65°C, >45°C Derating
Ingress Protection	IP65
Noise Emission (Typical)	≤50 dB
Cooling Concept	Smart Cooling
Permissible Altitude (m)	2000
Max. Efficiency	98.60%
European Efficiency	97.80%
MPPT Efficiency	>99%
DC Connection	MC-4 Mateable
AC Connection	IP65 Rated Plug
Display	LCD1602
Interface	RS485/RS232/Wifi/LAN

PROTECTION & CERTIFICATIONS

Protection	DC Reverse-Polarity Protection, AC Short Circuit Protection, AC Output Overcurrent Protection, Output Overvoltage Protection, Insulation Resistance Protection, Ground Fault Monitoring, Anti-islanding Protection, Temperature Protection, Integrated DC Switch, Remote Software Upload, Remote Change of Operating Parameters, Surge Protection(DC Type II, AC Type II)
Grid-connection	VDE4105, IEC61727/62116, VDE0126, AS4777.2, CEI 0 21, EN50549-1, G98, G99, C10-11, UNE217002, NBR16149/NBR16150
Safety EMC / Standard	IEC/EN 61000-6-1/2/3/4, IEC/EN 62109-1, IEC/EN 62109-2



Three Phase On-Grid Solar Inverter

10
 YEAR
 WARRANTY

 CEI 0-21
 CERTIFICATE

50kW

60kW

 Model No: VT-6607150
 SKU Code: 11521
 Net Weight: 50kg
 Size(MM): 650 x 450 x 260

 VT-61060
 11631
 50kg
 650 x 450 x 260

INPUT (DC)

Max. Input Power
Max. Input Voltage
Start Voltage
Rated Input Voltage
Full-load MPP Voltage Range
MPPT Voltage Range
Number of MPP Trackers
Number of string per MPPT
Max. Current per MPPT
Max. Short Circuit Current per MPPT

80kW
1100V
250V
600V
520V ~ 850V
200V ~ 1000V
4
3 / 2 / 3 / 2
39A / 26A / 39A / 26A
48A / 32A / 48A / 32A

96kW
1100V
250V
600V
520V ~ 850V
200V ~ 1000V
4
3 / 3 / 3 / 3
39A
48A

AC OUTPUT DATA

Max. Output Current
Rated Output Power
Max. Output Power
Rated Grid Frequency
Rated Grid Voltage
Power Factor
THDi

79.7A
50kW
55kVA
50Hz / 60Hz
230Vac / 400Vac
>0.99 (0.8 leading~0.8 lagging)
<3% (Rated Power)

95.6A
60kW
66kVA
50Hz / 60Hz
230Vac / 400Vac
>0.99 (0.8 leading~0.8 lagging)
<3% (Rated Power)

GENERAL DATA

Operating Temperature Range
Cooling Method
Protection Degree
Max. Operating Altitude
Relative Humidity
Topology
Night Power Consumption
Max. Efficiency
European Efficiency
MPPT Efficiency
Display
Communication

-30° C ~ +60° C
Smart Cooling
IP66
4000m
0 ~ 100%
Transformerless
<1W
98.70%
98.40%
99.90%
LED / LCD / WiFi+App (Optional)
Standard:RS485 / USB , Optional: WiFi / GPRS / Ethernet

PROTECTION & CERTIFICATIONS

Protection	DC reverse polarity protection, Anti-islanding protection, AC short circuit protection, Residual current monitoring unit, Insulation resistance monitoring, Ground fault monitoring, Grid monitoring, Surge protection (Type II), AFCI protection
Grid	IEC 61727, IEC 62116, IEC 60068, IEC 61683, VDE-AR-N 4110:2018, VDE-AR-N 4105:2018, VDE-AR-N 4120:2018, EN 50549, AS/NZS 4777.2:2020, CEI 0-21, VDE 0126-1-1/A1 VFR 2014, UTE C15-712-1:2013, DEWA DRRG, NRS 097-2-1, MEA/PEA, C10/11, G98/G99
Connection	
Safety / EMC	IEC 62109-1:2010, IEC 62109-2:2011, EN 61000-6-2:2005, EN 61000-6-3:2007/A1:2011

Three Phase On-Grid Solar Inverter



100kW

Model No:	<u>VT-6607100</u>
SKU Code:	<u>11520</u>
Net Weight:	<u>95kg</u>
Size(MM):	<u>1050 x 660 x 330</u>

INPUT (DC)

Max. Input Power	150kW
Max. Input Voltage	1100V
Start Voltage	250V
Rated Input Voltage	620V
Full-load MPP Voltage Range	530V ~ 850V
MPPT Voltage Range	180V ~ 1000V
Number of MPP Trackers	9
Number of string per MPPT	2
Max. Current per MPPT	26A
Max. Short Circuit Current per MPPT	40A

AC OUTPUT DATA

Max. Output Current	158.8A
Rated Output Power	100kW
Max. Output Power	110kVA
Rated Grid Frequency	50Hz / 60Hz
Rated Grid Voltage	230Vac / 400Vac, 3L / N / PE, 3L / PE
Power Factor	>0.99 (0.8 leading~0.8 lagging)
THDi	<3% (Rated Power)

GENERAL DATA

Operating Temperature Range	-30° C ~ +60° C
Cooling Method	Smart Cooling
Protection Degree	IP66
Max. Operating Altitude	4000m
Relative Humidity	0 ~ 100%
Topology	Transformerless
Night Power Consumption	<1W
Max. Efficiency	98.70%
European Efficiency	98.50%
MPPT Efficiency	99.90%
Display	LED / LCD / WiFi+App (Optional)
Communication	Standard:RS485 / USB , Optional: WiFi / GPRS / Ethernet

PROTECTION & CERTIFICATIONS

Protection	DC reverse polarity protection, Anti-islanding protection, AC short circuit protection, Residual current monitoring unit, Insulation resistance monitoring, Ground fault monitoring, Grid monitoring, V string monitoring, Surge protection (Type II) AFCI protection (Optional), PID recovery function (Optional), SVG function (Optional)
Grid	IEC 61727, IEC 62116, IEC 60068, IEC 61683, VDE-AR-N 4110:2018, VDE-AR-N 4105:2018, VDE-AR-N 4120:2018, EN 50549, AS/NZS 4777.2:2020, CEI 0-21, VDE 0126-1-1/A1 VFR 2014, UTE C15-712-1:2013, DEWA DRRG, NRS 097-2-1, MEA/PEA, C10/11, G98/G99
Connection	
Safety / EMC	IEC 62109-1:2010, IEC 62109-2:2011, EN 61000-6-2:2005, EN 61000-6-3:2007/A1:2011

Single Phase Hybrid Solar Inverter


05 YEAR
WARRANTY

CEI 0-21
CERTIFICATE

3.6kW

 Model No: VT-6607136
 SKU Code: 11576

PV INPUT

Max. Input Power (kW)	5.4
Max. PV Voltage (V)	550
MPPT Range (V)	80-500
full MPPT Range (V)	210-500
Normal Voltage (V)	360
Startup Voltage (V)	100
Max. Input Current (A)	18.5*1
Max. Short Current (A)	26*1
No. of MPP Tracker / No. of PV String	1.0/1.0

AC LOAD OUTPUT

Nominal AC Voltage L-N (V)	220 / 230
Nominal AC Frequency (Hz)	50 / 60
Nominal AC Current (A)	16.4/15.7
Max Continuous Current (A)	17.0
Max Continuous Power (kVA)	3.6
Max Peak Current (A)(10min)	24.6/23.5
Max Peak Power (kVA)(10min)	5.4
Switching Time (s)	Seamless
Voltage THD (%)	< 3

BATTERY PORT

Battery Type	Li-ion / Lead-acid
Battery Voltage Range (V)	40-60
Battery Normal Voltage (V)	51.2
Max. Charge/Discharge Current (A)	80
Max. Charge/Discharge Power (kW)	3.6

AC GRID

Nominal Grid Voltage (V)	220 / 230
Nominal Grid Frequency (Hz)	50 / 60
Nominal Grid Current (A)	16.4/15.7
Max Continuous Current (A)	17.0
Max Continuous Power (kVA)	3.6
Current THD (%)	< 3
Power Factor	0.999 (Adjustable from 0.8 overexcited to 0.8 underexcited)

GENERAL DATA

Dimensions (L x W x H, mm)	513 x 370 x 192
Weight (kg)	17
Topology	Transformerless
Cooling	Intelligent Fan
Relatively Humidity	0 - 100 %
Operating Temperature Range (°C)	- 25 to 60
Operating Altitude (m)	< 4000
Noise Emission (dB)	< 25
Standby Consumption (W)	< 10
Mounting	Wall Bracket
Communication with RSD	SUNSPEC
Display & Communication Interfaces	LCD, LED, RS485, CAN, Wi-Fi, GPRS, 4G

EFFICIENCY

CEC Efficiency (%)	97
Max. Efficiency (%)	97.6
PV to Bat. Efficiency (%)	98.1
Bat. between AC Efficiency (%)	96.8

PROTECTION & CERTIFICATIONS

Protection **PV Reverse Polarity Protection, Over Current/Voltage Protection, Anti-Islanding Protection, AC Short Circuit Protection, Residual Current Detection, Ground Fault Monitoring, Insulation Resistor Detection, PV Arc Detection, Enclosure Protect Level**

Certification & Approvals **NRS97, G98/G99, EN50549-1, C10/C11, AS 4777, VDE-AR-N4105,VDE0126, IEC62040, IEC62109-1, IEC62109-2**

EMC **EN61000-6-2, EN61000-6-3**

Single Phase Hybrid Solar Inverter



3.6kW

Model No: **SUN-3.6K-SG03LP1-EU**
SKU Code: **11725**

PV INPUT

Max. DC Input Power (W)	4680
Rated PV Input Voltage (V)	370 (125-500)
Start-up Voltage (V)	125
MPPT Voltage Range (V)	150-425
Full Load DC Voltage Range (V)	300-425
PV Input Current (A)	13+13
Max. PV ISC (A)	17+17
No.of MPP Trackers	2
No.of Strings per MPP Tracker	1+1

AC LOAD OUTPUT

Nominal AC Voltage L-N (V)	220 / 230
Nominal AC Frequency (Hz)	50 / 60
Nominal AC Current (A)	16.4/15.7
Max Continuous Current (A)	17.0
Max Continuous Power (kVA)	3.6
Max Peak Current (A)(10min)	24.6/23.5
Max Peak Power (kVA)(10min)	5.4
Switching Time (s)	Seamless
Voltage THD (%)	< 3

BATTERY PORT

Battery Type	Li-ion / Lead-acid
Battery Voltage Range (V)	40-60
Battery Normal Voltage (V)	51.2
Max. Charge/Discharge Current (A)	80
Max. Charge/Discharge Power (kW)	3.6

AC GRID

Nominal Grid Voltage (V)	220 / 230
Nominal Grid Frequency (Hz)	50 / 60
Nominal Grid Current (A)	16.4/15.7
Max Continuous Current (A)	17.0
Max Continuous Power (kVA)	3.6
Current THD (%)	< 3
Power Factor	0.999 (Adjustable from 0.8 overexcited to 0.8 underexcited)

GENERAL DATA

Dimensions (W x H x D, mm)	513 x 370 x 192
Weight (kg)	17
Topology	Transformerless
Cooling	Intelligent Fan
Relatively Humidity	0 - 100 %
Operating Temperature Range (°C)	- 25 to 60
Operating Altitude (m)	< 4000
Noise Emission (dB)	< 25
Standby Consumption (W)	< 10
Mounting	Wall Bracket
Communication with RSD	SUNSPEC
Display & Communication Interfaces	LCD, LED, RS485, CAN, Wi-Fi, GPRS, 4G

EFFICIENCY

Max. Efficiency	97.60%
Euro Efficiency	96.50%
MPPT Efficiency	99.90%

PROTECTION & CERTIFICATIONS

Protection **PV Reverse Polarity Protection, Over Current/Voltage Protection, Anti-Islanding Protection, AC Short Circuit Protection, Residual Current Detection, Ground Fault Monitoring, Insulation Resister Detection, PV Arc Detection, Enclosure Protect Level**

Certification & Approvals **NRS97, G98/G99, EN50549-1, C10/C11, AS 4777, VDE-AR-N4105,VDE0126, IEC62040, IEC62109-1, IEC62109-2**

EMC **EN61000-6-2, EN61000-6-3**



Single Phase Hybrid Solar Inverter

5kW

Model No: SUN-5K-SG03LP1-EU
SKU Code: 11547



AC LOAD OUTPUT

Rated AC Output and UPS Power (W)	5000
Max. AC Output Power (W)	5500
AC Output Rated Current (A)	25/23.9
Max. AC Current (A)	22.7/21.7
Max. Continuous AC Passthrough (A)	35
Peak Power (off grid)	2 time of rated power, 10 S
Power Factor	0.8 leading to 0.8 lagging
Grid Type	THD<3% (Linear load<1.5%)
DC injection current (mA)	Single Phase
Output Frequency and Voltage	50/60Hz; L/N/PE 220/230Vac

PV INPUT

Max. DC Input Power (W)	6500
Rated PV Input Voltage (V)	370 (125~500)
Start-up Voltage (V)	125
MPPT Voltage Range (V)	150-425
Full Load DC Voltage Range (V)	300-425
PV Input Current (A)	13+13
Max. PV ISC (A)	17+17
No.of MPP Trackers	2
No.of Strings per MPP Tracker	1

BATTERY PORT

Battery Type	Lead-acid or Li-Ion
Battery Voltage Range (V)	40~60
Max. Charging Current (A)	120
Max. Discharging Current (A)	120
External Temperature Sensor	Yes
Charging Curve	3 Stages / Equalization
Charging Strategy for Li-Ion Battery	Self-adaption to BMS

GENERAL DATA

Dimensions (W x H x D, mm)	330W x 580H x 232D
Weight (kg)	24kg
Operating Temperature Range (°C)	-40~60°C, >45°C derating
Cooling	Natural cooling
Noise (dB)	<30 dB
Communication with BMS	RS485; CAN
Protection Degree	IP65
Installation Style	Wall-mounted

EFFICIENCY

Max. Efficiency	97.60%
Euro Efficiency	96.50%
MPPT Efficiency	99.90%

PROTECTION & CERTIFICATIONS

Integrated **PV Input Lightning Protection, Anti-islanding Protection, PV String Input Reverse Polarity Protection, Insulation Resistor Detection, Residual Current Monitoring Unit, Output Over Current Protection, Output Shorted Protection, Surge protection**

Output Over Voltage Protection **DC Type II/AC Type III**

Grid Regulation **VDE4105, IEC61727/62116, VDE0126, AS4777.2, CEI 0 21, EN50549-1, G98, G99, C10-11, UNE217002, NBR16149/NBR16150**

Safety EMC / Standard **IEC/EN 61000-6-1/2/3/4, IEC/EN 62109-1, IEC/EN 62109-2**

Single Phase Hybrid Solar Inverter

5kW

Model No: VT-6607103
SKU Code: 11509



INPUT (PV)

Max. PV Input Power	<u>7kW</u>
Max. PV Input Voltage	<u>550V</u>
MPP Voltage Range	<u>125V ~ 500V</u>
Max. PV Input Current	<u>14A</u>
Number of MPP Trackers	<u>2</u>
String per MPPT	<u>1</u>

OUTPUT (EPS)

Rated Power	<u>5kVA</u>
Rated Voltage	<u>230Vac</u>
Rated Current	<u>21.7A</u>
Rated Frequency	<u>50Hz / 60Hz</u>
Automatic Switching Time	<u><20ms</u>
Overload Capability	<u>110%, 30s / 120%, 10s / 150%, 0.02s</u>
THDu	<u><2%</u>

OUTPUT (AC)

Max. Output Current	<u>21.7A</u>
Rated Power	<u>5kW</u>
Rated Voltage	<u>230V, L + N + PE</u>
Operating Voltage Range	<u>176V ~ 270V</u>
Frequency	<u>50Hz / 60Hz</u>
Power Factor	<u>0.8 lagging~0.8 leading</u>
THDi	<u><3%</u>

BATTERY

Battery Voltage Range	<u>40V ~ 58V</u>
Max. Charging Voltage	<u>58V</u>
Charge / Discharge Current	<u>95A / 104.2A</u>
Battery Type	<u>Lithium / Lead-acid</u>
Communication	<u>RS485, CAN</u>

EFFICIENCY

Max. DC Efficiency	<u>97.60%</u>
European Efficiency	<u>97.00%</u>
MPPT Efficiency	<u>99.90%</u>
Battery Charge / Discharge Efficiency	<u>95.00%</u>

GENERAL DATA

Dimensions (L x W x H, mm)	<u>550 x 515 x 200</u>
Weight (kg)	<u>25kg</u>
Operation Temperature	<u>-25°C~ +60°C</u>
Cooling Method	<u>Natural Cooling</u>
Protection Degree	<u>IP65</u>
Noise Emission	<u><35dB</u>
Max. Operating Altitude	<u>2000m</u>
Relative Humidity	<u>0 ~ 95% (non-condensing)</u>
Topology	<u>Transformerless</u>
Standby Power Consumption	<u><3W</u>

COMMUNICATION

Display	<u>LCD</u>
Communication	<u>Standard: RS485 / CAN / DRM Optional: WIFI / 4G</u>

STANDARD COMPLIANCE

Certifications	<u>CE, TUV, SAA, NRS</u>
----------------	--------------------------



Single Phase Hybrid Solar Inverter

6kW

Model No: VT-6607106
SKU Code: 11514



INPUT (PV)

Max. Input Power (kW)	9.0
Max. PV Voltage (V)	550
MPPT Range (V)	80 - 500
Full MPPT Range (V)	170 - 500
Normal Voltage (V)	360
Startup Voltage (V)	100
Max. Input Current (A)	18.5 x 2
Max. Short Current (A)	26 x 2
No. of MPP Tracker / No. of PV String	2 / 2

OUTPUT (AC)

Max Continuous Current (A)	28.0
Max Continuous Power (kVA)	6.0
Max Peak Current (A) (10min)	41.0 / 39.2
Max Peak Power (kVA) (10min)	9.0
Nominal AC Current (A)	27.3 / 26.1
Nominal AC Voltage L-N (V)	220 / 230
Nominal AC Frequency (Hz)	50 / 60
Switching Time (s)	Seamless
Voltage THD (%)	< 3

COMMUNICATION

Display	LCD, LED
Communication	RS485, CAN, Wi-Fi, GPRS, 4G

STANDARD COMPLIANCE

Certification & Approvals	NRS97, G98/G99, EN50549-1, C10/C11, AS 4777, VDE-AR-N4105, VDE0126, IEC62040, IEC62109-1, IEC62109-2
EMC	EN61000-6-2, EN61000-6-3

BATTERY

Max. Charge/Discharge Power (kW)	4.8
Max. Charge/Discharge Current (A)	80
Battery Normal Voltage (V)	51.2
Battery Voltage Range (V)	40 - 60
Battery Type	Li-ion / Lead-acid

AC GRID

Max Continuous Current (A)	28.0
Max Continuous Power (kVA)	6.0
Nominal Grid Current(A)	27.3 / 26.1
Nominal Grid Voltage (V)	198 to 242 @ 220 / 207 to 253 @ 230
Nominal Grid Frequency (Hz)	50 / 60
Current THD (%)	< 3
Power Factor	0.999 (Adjustable from 0.8 overexcited to 0.8 underexcited)

EFFICIENCY

CEC Efficiency (%)	97.0
Max. Efficiency (%)	97.6
PV to Bat. Efficiency (%)	98.1
Bat. between AC Efficiency (%)	96.8

GENERAL DATA

Dimensions (L x W x H, mm)	513 x 370 x 192
Weight (kg)	17
Topology	Transformerless
Cooling	Intelligent Fan
Relatively Humidity	0 - 100 %
Operating Temperature Range (°C)	- 25 to 60
Operating Altitude (m)	< 4000
Noise Emission (dB)	< 25
Standby Consumption (W)	< 10
Mounting	Wall Bracket
Communication with RSD	SUNSPEC



Single Phase Hybrid Solar Inverter

10 YEAR
WARRANTY

CEI 0-21
CERTIFICATE

6kW

Model No: **SUN-6K-SG05LP1-EU**
SKU Code: **11537**
11529 -ITALIAN SPECIFICATION

PV INPUT

Max. DC Input Power (W)	7800
Rated PV Input Voltage (V)	370 (125~500)
Start-up Voltage (V)	125
MPPT Voltage Range (V)	150-425
Full Load DC Voltage Range (V)	300-425
PV Input Current (A)	13+13
Max. PV ISC (A)	17+17
No.of MPP Trackers	2
No.of Strings per MPP Tracker	1

BATTERY PORT

Battery Type	Lead-acid or Li-Ion
Battery Voltage Range (V)	40~60
Max. Charging Current (A)	135
Max. Discharging Current (A)	135
External Temperature Sensor	Yes
Charging Curve	3 Stages / Equalization
Charging Strategy for Li-Ion Battery	Self-adaption to BMS

AC LOAD OUTPUT

Rated AC Output and UPS Power (W)	6000
Max. AC Output Power (W)	6600
AC Output Rated Current (A)	27.3/26.1
Max. AC Current (A)	30/28.7
Max. Continuous AC Passthrough (A)	40A
Peak Power (off grid)	2 time of rated power, 10 S
Power Factor	0.8 leading to 0.8 lagging
Grid Type	Single Phase
DC injection current (mA)	THD<3% (Linear load<1.5%)
Output Frequency and Voltage	50/60Hz; L/N/PE 220/230Vac

GENERAL DATA

Dimensions (Wx H x D, mm)	330W x 580H x 232D
Weight (kg)	24kg
Operating Temperature Range (°C)	-40~60°C, >45°C derating
Cooling	Natural cooling
Noise (dB)	<30 dB
Communication with BMS	RS485; CAN
Protection Degree	IP65
Installation Style	Wall-mounted

EFFICIENCY

Max. Efficiency	97.60%
Euro Efficiency	96.50%
MPPT Efficiency	99.90%

PROTECTION & CERTIFICATIONS

Integrated **PV Input Lightning Protection, Anti-islanding Protection, PV String Input Reverse Polarity Protection, Insulation Resistor Detection, Residual Current Monitoring Unit, Output Over Current Protection, Output Shorted Protection, Surge protection**

Output Over Voltage Protection **DC Type II/AC Type III**

Grid Regulation **VDE4105, IEC61727/62116, VDE0126, AS4777.2, CEI 0 21, EN50549-1, G98, G99, C10-11, UNE217002, NBR16149/NBR16150**

Safety EMC / Standard **IEC/EN 61000-6-1/2/3/4, IEC/EN 62109-1, IEC/EN 62109-2**

Single Phase Hybrid Solar Inverter



8kW

Model No: SUN-8K-SG01LP1-EU
SKU Code: 11803

AC LOAD OUTPUT

Rated AC Output and UPS Power (W)	8000
Max. AC Output Power (W)	8800
AC Output Rated Current (A)	33.3/38.5
Max AC Output Current (A)	36.7/42.3
Max. Continuous AC Passthrough (A)	50A
Peak Power (off grid)	2 time of rated power, 10 S
Power Factor	0.8 leading to 0.8 lagging
Grid Type	Split Phase; 2/3 phase; Single Phase
Total Harmonic Distortion (THD)	<3% (of nominal power)
DC Current Injection	<0.5% In
Output Frequency and Voltage	50 / 60Hz; L1/L2/N(PE) 120/240Vac (split phase), 208Vac (2/3 phase), L/N/PE 220/230Vac (single phase)

PV INPUT

Max. DC Input Power (W)	10400
Rated PV Input Voltage (V)	370 (125-500)
Start-up Voltage (V)	125V
MPPT Voltage Range (V)	150-425V
Full Load DC Voltage Range (V)	200-425V
PV Input Current (A)	26+26
Max. PV ISC (A)	44+44
No.of MPP Trackers	2
No.of Strings per MPP Tracker	2+2

BATTERY PORT

Battery Type	Lead-acid or Lithium
Battery Voltage Range (V)	40~60
Max. Charging Current (A)	190A
Max. Discharging Current (A)	190A
External Temperature Sensor	Yes
Charging Curve	3 Stages / Equalization
Charging Strategy for Li-Ion Battery	Self-adaption to BMS

GENERAL DATA

Dimensions (Wx H x D, mm)	420x670x233
Weight (kg)	32kg
Operating Temperature Range (°C)	-40~60°C, >45°C derating
Cooling	Smart cooling
Noise (dB)	<30 dB
Communication with BMS	RS485; CAN
Protection Degree	IP65
Installation Style	Wall-mounted

EFFICIENCY

Max. Efficiency	97.60%
Euro Efficiency	97.00%
MPPT Efficiency	99.90%


PROTECTION & CERTIFICATIONS

Integrated **Anti-islanding Protection, PV String Input Reverse Polarity Protection, Insulation Resistor Detection, Residual Current Monitoring Unit, Output Over Current Protection, Output Shorted Protection, Surge Protection**

Output Over Voltage Protection **DC Type II/AC Type III**

Grid Regulation **VDE4105, IEC61727/62116, VDE0126, AS4777.2, CEI 0 21, EN50549-1, G98, G99, C10-11, UNE217002, NBR16149/NBR16150**

Safety EMC / Standard **IEC/EN 61000-6-1/2/3/4, IEC/EN 62109-1, IEC/EN 62109-2**



Three Phase Hybrid Solar Inverter



5kW

Model No: **SUN-5K-SG04LP3-EU**
SKU Code: **11743**

AC LOAD OUTPUT

Rated AC Output Active Power (W)	5000
Max AC Output Active Power (W)	5500
AC Output Rated Current (A)	7.6/7.2
Max AC Output Current (A)	8.4/8
Max. Three-phase Unbalanced Output Current (A)	11.4/10.9
Max Output short circuit current (A)	75
Max. Continuous AC Passthrough (A)	45
Peak Power (off grid)	2 time of rated power, 10 S
Power Factor	0.8 leading to 0.8 lagging
Output Frequency and Voltage	50/60Hz; 3L/N/PE 220/380, 230/400Vac
Grid Type	Three Phase
Total Harmonic Distortion (THD)	<3% (of nominal power)
DC Current Injection	<0.5% In

BATTERY PORT

Battery Type	Lead-acid or Lithium-ion
Battery Voltage Range (V)	40~60
Max. Charging Current (A)	120A
Max. Discharging Current (A)	120A
External Temperature Sensor	Yes
Charging Curve	3 Stages / Equalization
Charging Strategy for Li-Ion Battery	Self-adaption to BMS

GENERAL DATA

Dimensions (Wx H x D, mm)	422×702×281
Weight (kg)	33.6kg
Operating Temperature Range (°C)	-40~60°C, >45°C derating
Cooling	Smart Cooling
Noise (dB)	≤45 dB
Communication with BMS	RS485; CAN
Protection Degree	IP65
Installation Style	Wall-mounted

PV INPUT

Max. DC Input Power (W)	6500
Rated PV Input Voltage (V)	550 (160-800)
Start-up Voltage (V)	160
MPPT Voltage Range (V)	200-650
Full Load DC Voltage Range (V)	350-650
PV Input Current (A)	13+13
Max. PV ISC (A)	17+17
No.of MPP Trackers	2
No.of Strings per MPP Tracker	1+1

EFFICIENCY

Max. Efficiency	97.60%
Euro Efficiency	97.00%
MPPT Efficiency	99.90%

PROTECTION & CERTIFICATIONS

Surge Protection Level **TYPE II(DC), TYPE II(AC)**
Over Voltage Category **OVC II(DC),OVC III(AC)**

Integrated **Anti-islanding Protection, PV String Input Reverse Polarity Protection, Insulation Resistor Detection, Residual Current Monitoring Unit, Output Over Current Protection, Output Shorted Protection**

Grid Regulation **VDE4105, IEC61727/62116, VDE0126, AS4777.2, CEI 0 21, EN50549-1, G98, G99, C10-11, UNE217002, NBR16149/NBR16150**

Safety EMC / Standard **IEC/EN 61000-6-1/2/3/4, IEC/EN 62109-1, IEC/EN 62109-2**



Three Phase Hybrid Solar Inverter



6kW

Model No: **SUN-6K-SG04LP3-EU**
 SKU Code: **11788**

AC LOAD OUTPUT

Rated AC Output Active Power (W)	6000
Max AC Output Active Power (W)	6600
AC Output Rated Current (A)	9.1/8.7
Max AC Output Current (A)	10/9.6
Max. Three-phase Unbalanced Output Current (A)	13.6/13
Max Output short circuit current (A)	75
Max. Continuous AC Passthrough (A)	45
Peak Power (off grid)	2 time of rated power, 10 S
Power Factor	0.8 leading to 0.8 lagging
Output Frequency and Voltage	50/60Hz; 3L/N/PE 220/380, 230/400Vac
Grid Type	Three Phase
Total Harmonic Distortion (THD)	<3% (of nominal power)
DC Current Injection	<0.5% In

BATTERY PORT

Battery Type	Lead-acid or Lithium-ion
Battery Voltage Range (V)	40~60
Max. Charging Current (A)	150A
Max. Discharging Current (A)	150A
External Temperature Sensor	Yes
Charging Curve	3 Stages / Equalization
Charging Strategy for Li-Ion Battery	Self-adaption to BMS

GENERAL DATA

Dimensions (Wx H x D, mm)	422×702×281
Weight (kg)	33.6kg
Operating Temperature Range (°C)	-40~60°C, >45°C derating
Cooling	Smart Cooling
Noise (dB)	≤45 dB
Communication with BMS	RS485; CAN
Protection Degree	IP65
Installation Style	Wall-mounted

PV INPUT

Max. DC Input Power (W)	7800
Rated PV Input Voltage (V)	550 (160-800)
Start-up Voltage (V)	160
MPPT Voltage Range (V)	200-650
Full Load DC Voltage Range (V)	350-650
PV Input Current (A)	13+13
Max. PV ISC (A)	17+17
No.of MPP Trackers	2
No.of Strings per MPP Tracker	1+1

EFFICIENCY

Max. Efficiency	97.60%
Euro Efficiency	97.00%
MPPT Efficiency	99.90%

PROTECTION & CERTIFICATIONS

Surge Protection Level **TYPE II(DC), TYPE II(AC)**
 Over Voltage Category **OVC II(DC),OVC III(AC)**

Integrated **Anti-islanding Protection, PV String Input Reverse Polarity Protection, Insulation Resistor Detection, Residual Current Monitoring Unit, Output Over Current Protection, Output Shorted Protection**

Grid Regulation **VDE4105, IEC61727/62116, VDE0126, AS4777.2, CEI 0 21, EN50549-1, G98, G99, C10-11, UNE217002, NBR16149/NBR16150**

Safety EMC / Standard **IEC/EN 61000-6-1/2/3/4, IEC/EN 62109-1, IEC/EN 62109-2**



Three Phase Hybrid Solar Inverter



10kW

Model No: **SUN-10K-SG04LP3-EU**
SKU Code: **11542**

AC LOAD OUTPUT

Rated AC Output Active Power (W)	10000
Max AC Output Active Power (W)	11000
AC Output Rated Current (A)	15.2/14.5
Max AC Output Current (A)	16.7/15.9
Max. Three-phase Unbalanced Output Current (A)	22.7/21.7
Max Output short circuit current (A)	75A
Max. Continuous AC Passthrough (A)	40A
Peak Power (off grid)	2 time of rated power, 10 S
Power Factor	0.8 leading to 0.8 lagging
Output Frequency and Voltage	50/60Hz; 3L/N/PE 220/380, 230/400Vac
Grid Type	Three Phase
Total Harmonic Distortion (THD)	<3% (of nominal power)
DC Current Injection	<0.5% In

BATTERY PORT

Battery Type	Lead-acid or Li-Ion
Battery Voltage Range (V)	40~60
Max. Charging Current (A)	210A
Max. Discharging Current (A)	210A
External Temperature Sensor	Yes
Charging Curve	3 Stages / Equalization
Charging Strategy for Li-Ion Battery	Self-adaption to BMS

PV INPUT

Max. DC Input Power (W)	13000
Rated PV Input Voltage (V)	550 (160-800)
Start-up Voltage (V)	160V
MPPT Voltage Range (V)	200V-650V
Full Load DC Voltage Range (V)	350V-650
PV Input Current (A)	26+13
Max. PV ISC (A)	34+17
No.of MPP Trackers	2
No.of Strings per MPP Tracker	2+1

GENERAL DATA

Dimensions	422W x 699.3H x279D
Weight (kg)	33.6kg
Operating Temperature Range (°C)	-40~60°C, >45°C derating
Cooling	Smart Cooling
Noise (dB)	≤45 dB
Communication with BMS	RS485; CAN
Protection Degree	IP65
Installation Style	Wall-mounted

EFFICIENCY

Max. Efficiency	97.60%
Euro Efficiency	97.00%
MPPT Efficiency	99.90%


PROTECTION & CERTIFICATIONS

Surge Protection Level **TYPE II(DC), TYPE II(AC)**
Over Voltage Category **OVC II(DC),OVC III(AC)**

Integrated **Anti-islanding Protection, PV String Input Reverse Polarity Protection, Insulation Resistor Detection, Residual Current Monitoring Unit, Output Over Current Protection, Output Shorted Protection**

Grid Regulation **VDE4105, IEC61727/62116, VDE0126, AS4777.2, CEI 0 21, EN50549-1, G98, G99, C10-11, UNE217002, NBR16149/NBR16150**

Safety EMC / Standard **IEC/EN 61000-6-1/2/3/4, IEC/EN 62109-1, IEC/EN 62109-2**



Three Phase Hybrid Solar Inverter



12kW

Model No: **SUN-12K-SG04LP3-EU**
SKU Code: **11543**

AC LOAD OUTPUT

Rated AC Output Active Power (W)	12000
Max AC Output Active Power (W)	13200
AC Output Rated Current (A)	18.2/17.4
Max AC Output Current (A)	20/19.1
Max. Three-phase Unbalanced Output Current (A)	27.3/26.1
Max Output short circuit current (A)	75
Max. Continuous AC Passthrough (A)	45
Peak Power (off grid)	2 time of rated power, 10 S
Power Factor	0.8 leading to 0.8 lagging
Output Frequency and Voltage	50/60Hz; 3L/N/PE 220/380, 230/400Vac
Grid Type	Three Phase
Total Harmonic Distortion (THD)	<3% (of nominal power)
DC Current Injection	<0.5% In

BATTERY PORT

Battery Type	Lead-acid or Lithium-ion
Battery Voltage Range (V)	40~60
Max. Charging Current (A)	240A
Max. Discharging Current (A)	240A
External Temperature Sensor	Yes
Charging Curve	3 Stages / Equalization
Charging Strategy for Li-Ion Battery	Self-adaption to BMS

PV INPUT

Max. DC Input Power (W)	15600
Rated PV Input Voltage (V)	550 (160-800)
Start-up Voltage (V)	160
MPPT Voltage Range (V)	200-650
Full Load DC Voltage Range (V)	350-650
PV Input Current (A)	26+13
Max. PV ISC (A)	34+17
No.of MPP Trackers	2
No.of Strings per MPP Tracker	2 +1

GENERAL DATA

Dimensions (Wx H x D, mm)	422×702×281
Weight (kg)	33.6kg
Operating Temperature Range (°C)	-40~60°C, >45°C derating
Cooling	Smart Cooling
Noise (dB)	≤45 dB
Communication with BMS	RS485; CAN
Protection Degree	IP65
Installation Style	Wall-mounted

PROTECTION & CERTIFICATIONS

Surge Protection Level **TYPE II(DC), TYPE II(AC)**
Over Voltage Category **OVC II(DC),OVC III(AC)**

Integrated **Anti-islanding Protection, PV String Input Reverse Polarity Protection, Insulation Resistor Detection, Residual Current Monitoring Unit, Output Over Current Protection, Output Shorted Protection**

Grid Regulation **VDE4105, IEC61727/62116, VDE0126, AS4777.2, CEI 0 21, EN50549-1, G98, G99, C10-11, UNE217002, NBR16149/NBR16150**

Safety EMC / Standard **IEC/EN 61000-6-1/2/3/4, IEC/EN 62109-1, IEC/EN 62109-2**

Single Phase Photovoltaic Micro Inverters



800W

Model No:	SUN-M80G4-EU-Q0
SKU Code:	11949
Net Weight:	3kg
Size(MM):	280.5×190×40

INPUT DATA (DC)

Recommended input Power (STC)	210-560 (2 Pieces)
Maximum input DC Voltage	60V
MPPT Voltage Range	25~55V
Full Load DC Voltage Range (V)	42.5V
Max. DC Short Circuit Current	2x19.5A
Max. input Current	2x13A
No.of MPP Trackers	2
No.of Strings per MPP Tracker	1

AC OUTPUT DATA

Rated output Power	800W
Rated output Current	3.7/3.5A
Nominal Voltage / Range	220/230 0.85Un-1.1Un
Nominal Frequency / Range	50 / 60Hz
Extended Frequency / Range	50/45-55, 60/55-65Hz
Power Factor	0.8 leading to 0.8 lagging
Maximum units per branch	6

EFFICIENCY

CEC Weighted Efficiency	96%
Peak Inverter Efficiency	96.5%
Static MPPT Efficiency	>99%
Night Time Power Consumption	50mW

MECHANICAL DATA

Ambient Temperature Range	-40 to +65°C, >45°C Derating
Cooling	Natural cooling
Enclosure Environmental Rating	IP67

MECHANICAL DATA

Compatibility	Compatible with 60~72 cell PV modules
Communication	WIFI / Zigbee
Grid Connection Standard	IEC 61727, IEC 62116, CEI 0-21, EN 50549, NRS 097, RD 140, UNE 217002, OVE-Richtlinie R25, G99, VDE-AR-N 4105
Safety EMC / Standard	IEC/EN 61000-6-1/2/3/4, IEC/EN 62109-1, IEC/EN 62109-2

BATTERY STORAGE SOLUTIONS

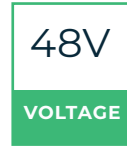
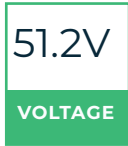
V-TAC
Meaningful Innovation.



Having batteries in your solar power system gives you more energy self-sufficiency, and helps you achieve your ROI. We offer different types of safe, reliable battery solutions to meet power storage needs depending on a variety of factors – the solar array size, backup power requirements, and overnight energy consumption in kWh.



Rack Mounting Lithium Battery



5.12kWh

9.60kWh

Model No: VT48100E-P2
 SKU Code: 11377
 Net Weight: 41kg
 Size(MM): 445*400*130 mm

Model No: VT-48200B
 SKU Code: 11523
 Net Weight: 81kg
 Size(MM): 445*244*500mm



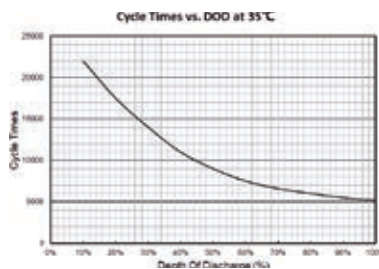
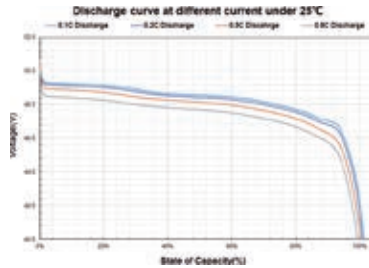
GENERAL DATA

Nominal Capacity	100Ah @ 0.2C, 25°C
Nominal Voltage	51.2V
Nominal Energy	5.12kWh @ 0.2C, 25°C
Charge Voltage	56.8V
Standard Charge Current	20A @ 25°C
Max Continuous Charge Current	100A @ 25 °C
Standard Discharge Current	20A @ 25°C
Max Continuous Discharge Current	100A @ 25 °C
Discharge Cut-off Voltage	42.0V
Operating Temperature	Charge:0~+60°C -Discharge:-20~+60°C
Allowed Humidity Range	≤95% RH
IP	IP20

Nominal Capacity	200Ah @ 0.2C, 25°C
Nominal Voltage	48.0V
Nominal Energy	9.60kWh @ 0.2C, 25°C
Charge Voltage	54.0V
Standard Charge Current	20A @ 25°C
Max Continuous Charge Current	100A @ 25°C
Standard Discharge Current	20A @ 25°C
Max Continuous Discharge Current	100A @ 25°C
Discharge Cut-off Voltage	40.5V
Operating Temperature	Charge:0~+60°C -Discharge:-20~+60°C
Allowed Humidity Range	≤95% RH
IP	IP 20



LiFePO4
CATHODE MATERIAL



Wall Mounting Batteries

10 YEAR WARRANTY

CEI 0-21
CERTIFICATE



51.2V
VOLTAGE

5.12kWh

Model No: VT48100E-W
SKU Code: 11526
Net Weight: 43kg
Size(MM): 443*450*150 mm

GENERAL DATA

Nominal Capacity	100Ah @ 0.2C, 25
Nominal Voltage	51.2V
Nominal Energy	5.12kWh @ 0.2C, 25
Charge Voltage	56.8V
Standard Charge Current	20A @ 25
Max Continuous Charge Current	100A @ 25
Standard Discharge Current	20A @ 25
Max Continuous Discharge Current	100A @ 25
Discharge Cut-off Voltage	42.0V
Operating Temperature	Charge:0~+60°C -Discharge:-20~+60°C
Allowed Humidity Range	≤95% RH
IP	IP20



Self-designed BMS
International design
certification



LifePO4 cells,
ensuring safety of
the battery



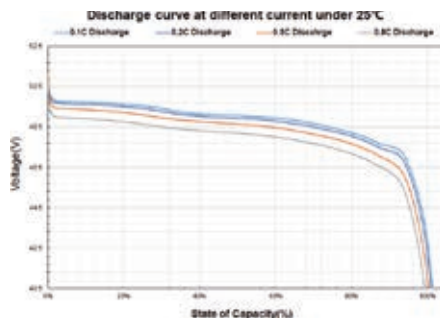
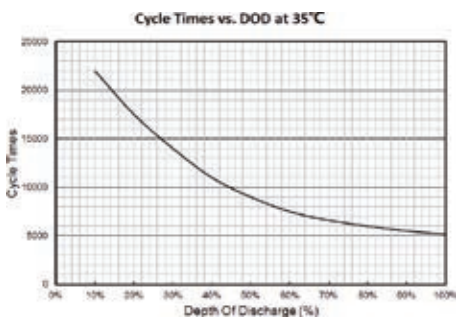
Long cyclic life-6000
cycle (80% DOD)



High rate
charge/discharge
current @ 100A



Modular design
Easy expandability



Wall Mounting Batteries



51.2V
VOLTAGE

5.12kWh

Model No: VT-5139
SKU Code: 11448
Net Weight: 50.67kg
Size(MM): 607*720*270



51.2V
VOLTAGE

10.24kWh

Model No: VT-12040
SKU Code: 11447
Net Weight: 89.91kg
Size(MM): 660*855*360mm

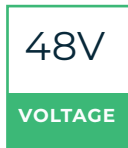
GENERAL DATA

Storage Capacity	5120Wh 51.2V
Standard Capacity	100Ah/51.2V
Continuous Input Current	50A
Continuous Output Current	75A
Standard Charging Voltage	57.6V-60V
Cut Off	36V-48V
Self-discharge (25°C)	<3%/month
Depth Of Discharge	>90%
Operating Temperature Range	-20°C-70°C, Recommended: 10°C-45°C
Cycle Life	>5000 times (<0.5C)
C-rate Discharge	<0.8C

Storage Capacity	10240Wh 51.2V
Standard Capacity	200Ah/51.2V
Continuous Input Current	100A
Continuous Output Current	120A
Standard Charging Voltage	57.6V-60V
Cut Off	36V-48V
Self-discharge (25°C)	<3%/month
Depth Of Discharge	>90%
Operating Temperature Range	-20°C-70°C, Recommended :10°C-45°C
Cycle Life	>5000 times (<0.5C)
C-rate Discharge	<0.8C



Wall Mounting Batteries

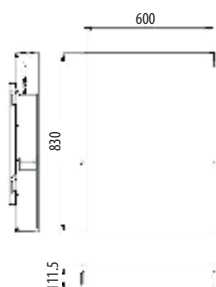


7.64kWh

Model No:	VT-48160
SKU Code:	11548
Net Weight:	80kg
Size(MM):	830*600*111.5

GENERAL DATA

Rated Capacity	Typical 161Ah - Minimum158Ah
Rated Voltage	48V
Factory SOC	30~60%
Voltage at end of Discharge	42V
Charging mode (CC-CV)	MAX 54.75V
Internal Impedance	≤40mΩ
Standard Charge Current	32A
Limiting Current	20A
Standard Discharge	32A
Maximum Charge Current	100A
Maximum Discharge Current	100A
Operation Temperature Range	Charge: 0~55°C Discharge: -20~60°C
Storage Temperature Range	<12 months : - 10~35°C < 3 months: -10~45°C <7 day : -20~65°C
Volumetric specific energy	140.2WH/L
Gravimetric specific energy	96WH/KG
Communication mode	RS485/CAN
Battery software version	V1.0
Maximum series number	Forbid
Maximum number of parallels	15PCS



**SUPER
SLIM
DESIGN**



Lithium Battery System

20.48kWh



Model No:	VT-204100
SKU Code:	11527
Net Weight:	Approx.230kg
Size(MM):	640*350*1280



GENERAL DATA

Rated voltage	204.8V
Rated charging voltage	233.6V
Working voltage range	179.2V~217.6V
Rate energy	20.48kWh
Configuration	1 P64S
Max charging/discharging current	1 C @ 100A
Cycle life	8000 cycles @ 80%DOD,0.5C,25°C
Self-discharge @25°C	<2%/month
Communication	RS485,CAN,Dry contact
Safety	UL1973,IEC62619,IEC62620,CE,UN38.3
Cooling	Natural cooling
IP grade	IP20
Dilatation	Up to 80 kWh

CELL

Cell materials	LFP
Rated voltage	2.50V-3.65V
Rated energy	320Wh
Weight	1.96kg
Dimension (W*D*H)	160mm*49.9mm*120.9mm

MODULE

Module configuration	16S1P
Rated voltage	44.8V-54.4V
Rated energy	5.12kWh
Weight	42kg
Dimension (W*D*H)	482*438*130mm

ENVIRONMENT

Storage temperature	-10°C~55
Altitude	0°C~45°C
Operation temperature	0~4000m (derating over 2000m)
Relative humidity	0~95% RH

PROTECTION


Over voltage & Under voltage/Over current/ Short-circuit/Over temperature & Under temperature protection etc.



Villa



Telecom base station



Household



Island cottage

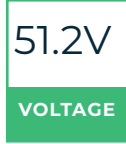


Pasture



Farmhouse

Wall Mounting Batteries



5.12kWh

Model No: VT-48100-W2
 SKU Code: 11524
 Net Weight: 54.0kg
 Size(MM): 410W * 666 H* 179.5 D



14.33kWh

Model No: VT-48280-W2
 SKU Code: 11525
 Net Weight: 128.5kg
 Size(MM): 500W * 800H* 250D

GENERAL DATA

Nominal Voltage (Vdc)	51.2	51.2
Voltage Range (Vdc)	43.2-57.6	43.2-57.6
Nominal Capacity (kWh)	5.12	14.33
Usable Capacity (Wh)	4.86	13.61
Rated Charge Voltage/@25 °C (Vdc)	56.4	56.4
Charge Current/Max. Continuous (A)	100	200
Discharge Cut-off Voltage/ @ 25 °C (Vdc)	43.2	43.2
Discharge Current/Max. Continuous (A)	100	200
Communication	CAN/RS-485	CAN/RS-485
Parallel	4	4
Working Temperature/Charge (°C)	0~55	0~55
Working Temperature/Discharge (°C)	- 20~60	- 20~60
Shelf Temperature (°C)	- 20~60	- 20~60
Protection Class	IP65	IP65
Cooling Mode	Natural	Natural
Installation Method	Wall-mounted/Floor-Mounted	Wall-mounted/Floor-Mounted
Humidity	5% ~ 95%(RH) No Condensation	5% ~ 95%(RH) No Condensation
Altitude(m)	≤2000	≤2000
Design Life	15+ Years (25 °C/°F)	15+ Years (25 °C/°F)
Cycle Life	> 6000, 80%DOD @ 25 °C	> 6000, 80%DOD @ 25 °C
Design Standard	UI1642, IEC62619, EN61000, UN38.3	UI1642, IEC62619, EN61000, UN38.3

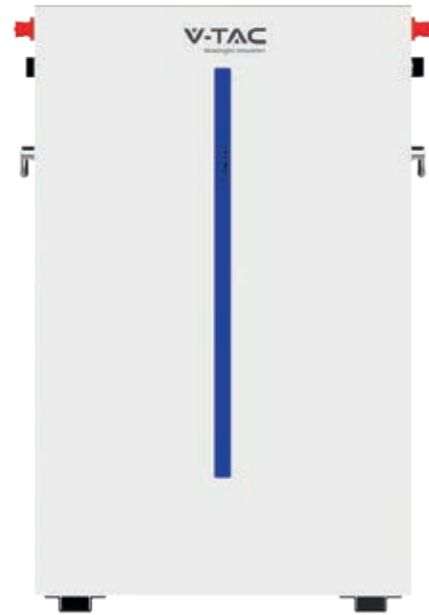


Wall Mounting Batteries



SKU Code: **11539**
 Net Weight: **58kg**
 Size(MM): **475W*720H*145D**

6.14kWh



GENERAL DATA

Battery Chemistry	LiFePO4	
Capacity (Ah)	120	
Scalability	Max.32 pcs in Parallel(196kWh)	
Nominal Voltage (V)	51.2	
Operating Voltage (V)	43.2~57.6	
Energy (kWh)	6.14	
Usable Energy (kWh) [1]	5.53	
Charge/Discharge Current (A)	Recommend [2]	60
	Max. [2]	100
	Peak(2mins,25°C)	150
Recommend Depth of Discharge	90%	
Master LED Indicator	5LED(SOC:20%~SOC100%),3LED (working, alarming, protecting)	
IP Rating of Enclosure	IP65	
Operating Temperature	Charge:0~55°C / Discharge:-20°C~55°C	
Storage Temperature	0°C~35°C	
Humidity	5%~95%	
Altitude	≤2000m	
Cycle Life	≥6000(25°C±2°C,0.5C/0.5C,70%EOL)	
Installation	Wall-Mounted, Floor-Mounted	
Communication Port	CAN2.0, RS485	
Energy Throughput [3]	20MWh@70%EOL	
Certification	UN38.3, IEC62619, CE, CEI 0-21	



ACCESSORIES INCLUDED



Hboard



Base



Hboard



PCable

VESS MINI 30K/600K



GENERAL SPECIFICATION

On-grid Off-grid Switching Time	30ms
Relative Humidity	5% ~ 95%RH
Cooling Mode	Natural cooling
IP Rating	IP20
Altitude	2000m without derating
Display	Indicator light, web interface
Communication	CAN / RS485 / TCP / 4G
Certificates	IEC62109 - 1, UL1741
Isolation Transformer (optional)	(400/ 400Vac or 480/480Vac) 100kVA
UPS (optional)	1kVA (backup for EMS, BMS, Display, etc.)
Fire Fighting System (optional)	N1230 / Heptafluoropropane
Generator Compability (optional)	DI access (same port for generator or grid)

30K

SKU Code: **11813**
 Size (W*H*D): **1200*2000*700mm**

60K

SKU Code: **11814**
 Size (W*H*D): **1800*2000*700mm**

AC PARAMETERS

Normal Power	30kW	60kW
AC Voltage (on-grid)	400V (+ 15%) / 480V (+ 15%)	400V (+ 15%) / 480V (+ 15%)
AC Voltage (off-grid)	400V (+ 20%) / 480V (+ 5%)	400V (+ 20%) / 480V (+ 5%)
AC Frequency	50Hz/60Hz (+2.5Hz)	50Hz/60Hz (+2.5Hz)
THDi	<3%	<3%
Grid Type	3-Phase+PE	3-Phase+PE

PV PARAMETERS

PV Input Power	45kW/Max.135kW(optional)	90kW/Max.135kW(optional)
MPPT Voltage Range	200Vdc-810Vdc	200Vdc-810Vdc
Number of MPPT	3	6
Number of Strings for Each MPPT	2	2

BATTERY PARAMETERS

Nominal Energy	51.2kWh	102.4kWh
Number of Battery Modules	10	20
Number of Battery Cabinet	1	2
VE51 100I Battery Module Electrical Spec	51.2V/100AH/5.12kWh	
VE51 100I Battery Module Physical Spec	482*155*560mm (W*H*D) /48kg	
Nominal Voltage	512Vdc	
Nominal Voltage Range	448Vdc ~ 576Vdc	
Operating Temperature Range	Discharge - 200 C ~ 550C / Charge - 00 C ~ 500C	
Battery Certification	UN38.3, IEC62619, CE-EMC / UL 1642 for cell	

VESS MINI PLUS 90K/180K



GENERAL SPECIFICATION

Thermal Management	Fan/Air Conditioner
On/Off Grid Switch Time	Active Switching: Seamless - Passive Switching: 30ms
Noise	70dB
IP Rating	IP54
Operation Temp Range	-200 C ~ 550 C
Operation Relative Humidity	0 ~ 95% Non-condensing
Altitude	2000m Without derating
VCommunication	CAN / RS485 / Ethernet
System Certificates	IEC62109-1, UL 1741, IEEE1547, UL1741SA, RULE 21, FCC

90K

SKU Code:	11815
Net Weight:	3455kg
Size (W*H*D):	2100*2450*1300mm

180K

SKU Code:	11816
Net Weight:	6910kg
Size (W*H*D):	4200*2450*1300mm

AC PARAMETERS

Nominal Power	30kVA*3	30kVA*6
Max. Apparent Power	33kVA*3	33kVA*6
Max. Active Power	30kW*3	30kW*6
AC Input/output Voltage	400V	400V
AC Frequency	50Hz/60Hz (+ 2.5Hz)	50Hz/60Hz (+ 2.5Hz)
Grid Type	3P4W+PE / 3P3W+PE	3P4W+PE / 3P3W+PE
THDi	<3%	<3%

PV PARAMETERS

PV Input Power	45kW*2	45kW*4
MPPT Voltage Range	250Vdc-830Vdc	250Vdc-830Vdc
Max.Input Current	130A	260A

BATTERY PARAMETERS

Nominal Energy	186.4kWh	372.7kWh
VE51 280I Battery Module Electrical Spec.	51.2V/280Ah/14.34kWh	51.2V/280Ah/14.34kWh
VE51 280I Battery Module Physical Spec.	438*235*716mm (W*H*D)/125kg	438*235*716mm (W*H*D)/125kg
Number of Battery Module	13	26
Nominal Battery Voltage	665.6Vdc	665.6Vdc
Nominal Battery Voltage Range	582.4Vdc-748.8Vdc	582.4Vdc-748.8Vdc
Max. Charge/Discharge Current	200A/200A	400A/400A
Battery Certificates	UN38.3, IEC62619, CE-EMC	UN38.3, IEC62619, CE-EMC

SOLAR SYSTEMS

V-TAC
Meaningful Innovation.



We are dedicated to helping you shift to clean energy – our solar system kits are designed so anyone can easily jumpstart their journey to having a sustainable, solar power system. On-grid and hybrid options are available, so you can either keep your local electric connection or live off-the-grid at your choice. Whether residential, commercial, or industrial, we offer complete solar systems to meet your power needs at your specifications.





On-grid Solar System

4.92 kWp

SKU	Product	Specification	Quantity
11549	Half Mono Solar Panel	410W with 1 meter cable	12
11370	Single Phase On-Grid Solar Inverter	5kW	1

Assorted Accessories (in Accessories Section)

On-Grid PV systems are those that utilize utility (grid) power - whether for utility, commercial, residential or stand-alone buildings. On-grid systems are designed to partially or entirely satisfy a user's energy needs, thereby offsetting utility grid energy demand.



Hybrid Solar System

4.92 kWp

SKU	Product	Specification	Quantity
11549	Half Mono Solar Panel	410W with 1 meter cable	12
11547	Single Phase Hybrid Solar Inverter	5kW	1
11448	Wall Mounting Battery Pack	5kWh	1

Assorted Accessories (in Accessories Section)

Whether it is installed on a roof or in a remote location, this 5kW Complete Solar Panel System Kit with Battery and Inverter can be easily connected to any electrical system. PV systems generate electricity during the day, which is initially supplied to loads. HybridInverters will then charge the battery with the excess energy. Lastly, the stored energy can be released when needed.



Hybrid Solar System

9.97 kWp

SKU	Product	Specification	Quantity
11549	Half Mono Solar Panel	410W with 1 meter cable	24
11542	Three Phase Hybrid Solar Inverter	10kW	1
11447	Wall Mounting Battery Pack	10kWh	1

Assorted Accessories (in Accessories Section)

Whether it is installed on a roof or in a remote location, this 5kW Complete Solar Panel System Kit with Battery and Inverter can be easily connected to any electrical system. PV systems generate electricity during the day, which is initially supplied to loads. HybridInverters will then charge the battery with the excess energy. Lastly, the stored energy can be released when needed.

PORTABLE POWER STATIONS

V-TAC
Meaningful Innovation.



Intelligent monitoring

Real-time monitoring of product performance.



Battery balance system

Extend the service life of batteries and ensure the consistency of batteries.



Short-circuit protection

Auto-cut circuit when short occurs.



Temperature protection

Guarantee battery working at safe temperature.



Overcharge protection

Prevent battery from overcharging and auto-stop when fully charged.



Over-current protection

Auto-cut circuit when overcurrent occurs.



Overpower protection

Product has dynamic power protection which will auto-stop output when overpower occurs.



Over-voltage protection

Protect product from high or low voltage harm to ensure product and facilities safe.

Bring the power right where you need it. Our portable power stations aim to help you power basic necessities wherever you are – whether it be in mobile homes, camp sites, and more. Each unit features intelligent energy monitoring, short circuit protection, overcharge & overpower protection, anti-overheating, and voltage protection. Made with high quality, long-life lithium batteries that are consistent and reliable.



Portable Power Station

500W

Model	VT-606
SKU Code	11442
Qty:	1pc/box
Net Weight	5.4KG
Product Size	275x170x200mm



GENERAL DATA

Battery Pack	26.2Ah /21.6V 568Wh
AC Rated Output	500Wh
AC Charge Adaptor	20V,5A (Support 12V-24V)
Solar Charge	DC18V-22V Max 5A.
AC Output	220V Continuous 500W peak Value 1000W
DC Output	12V,8A
Wireless Charging Output	15W
USB Output	5V 2.4A 12W max
QC Output	QC3.0 5V/3A, 9V/2A,12V1.5A (18W Max)
USB C Output	5-20V/3.25A (65W Max)
Cycle Life	Cycled > =1000 Ternary lithium Battery



Portable Power Station



300W

Model	VT-303N
SKU Code	EU-Plug -11625 BS-Plug -11740
Qty:	1pc/box
Net Weight	4.3 kgs
Product Size	W*H*L 249*171.5*208mm



GENERAL DATA

BATTERY	Battery capacity	LiFePO4(IRF32135 19.2V 15Ah/288Wh)	
	Cell model	IRF32135	
DC/INPUT	DC 7909 INPUT	12-20V 120W max Charger	Parallel input
	XT60 Solar Charger	12-24V 120W max Charger	
USB/OUTPUT	USB1 Output	18W 5V3.5A	
	USB2 Output	QC 3.0 18W 5V3A/9V2A/12V1.5A	
	TYPE-C 1 Output	PD18W ,5V3A/9V2A/12V1.5A	
	TYPE-C2 Output	PD65W ,5V3A / 9V3A / 12V3A / 15V3A / 20V3.25A	
DC OUTPUT	DC 1 Output	12V/8A	100W shared
	DC 2 Output	12V/8A	
	Auxiliary Power Outlet	12V/8A	
AC OUTPUT	AC Output 1	AC Power Output 230V Sine Wave 300W Peak 500W	
	Output Frequency max	Sine Wave 300W Peak 500W	
	Frequency	50Hz	
WIRELESS CHARGER	DC	15W 5V 3A	
LED LIGHT	Power	3W	
	Mode	High-Light/Low-light/SOS/Flash	



Portable Power Station



600W

Model	VT-606N
SKU Code	EU-Plug -11626 BS-Plug -11741
Qty:	1pc/box
Net Weight	7.8 kgs
Product Size	W*H*L 295*206*228.5mm



GENERAL DATA


BATTERY	Battery capacity	LiFePO4(IRF32135 19.2V 15Ah/288Wh)	
	Cell model	IRF32135	
DC/INPUT	DC 7909 INPUT	12-20V 120W max Charger	Parallel input
	XT60 Solar Charger	12-24V 120W max Charger	
USB/OUTPUT	USB1 Output	18W 5V3.5A	
	USB2 Output	QC 3.0 18W 5V3A/9V2A/12V1.5A	
	TYPE-C 1 Output	PD18W ,5V3A/9V2A/12V1.5A	
	TYPE-C2 Output	PD65W ,5V3A / 9V3A / 12V3A / 15V3A / 20V3.25A	
DC OUTPUT	DC 1 Output	12V/8A	100W shared
	DC 2 Output	12V/8A	
	Auxiliary Power Outlet	12V/8A	
AC OUTPUT	AC Output 1	AC Power Output 230V Sine WAVE 600W PEAK 1000W	600W `shared
	AC Output 2	AC Power Output 230V Sine WAVE 600W PEAK 1000W	
	Output Frequency max	Sine WAVE 600W PEAK 1000W	
	Frequency	50Hz	
WIRELESS CHARGER	DC	15W 5V 3A	
LED LIGHT	Power	3W	
	Mode	High-Light/Low-light/SOS/Flash	



Folding Solar Panels

COMPATIBLE WITH POWER STATIONS

02 YEAR WARRANTY



KICKSTANDS
MAKE THE PANEL MORE EFFICIENT AT ABSORBING ENERGY



HANGING
SUITABLE FOR HANGING ANYWHERE AND RELEASING SPACE

80W

Model No	VT-10080
SKU Code	11564
Qty Per Pallet	500 pcs
Gross Weight	5.2KG±0.3Kg

Battery type	Monocrystalline solar cells
Folding method	1*4 fold
Folded size	366*356*54mm±5mm
Expanded Size	1670*356*25mm±5mm
Weight (NW)	4.3KG±0.5KG
Standard working Voltage	17.6V
Standard Working Current	4.54A

120W

Model No	VT-10120
SKU Code	11446
Qty Per Pallet	500 pcs
Gross Weight	6.3KG±0.5KG

Battery type	Monocrystalline solar cells
Folding method	1*4 fold
Folded size	430*540*54mm±5mm
Expanded Size	1930*430*25mm±5mm
Weight (NW)	4.0Kg±0.3Kg
Standard working Voltage	17.6V
Standard Working Current	6.36A

120 x 2W

Model No	VT-10241
SKU Code	11565
Qty Per Pallet	500 pcs
Gross Weight	12.8KG±0.5KG

Battery type	Monocrystalline solar cells
Folding method	1*4 fold x 2pieces
Folded size	430*540*54mm±5mm
Expanded Size	1930*430*25mm±5mm
Weight (NW)	4.0Kg±0.3Kg
Standard working Voltage	17.6V
Standard Working Current	12.72

160W

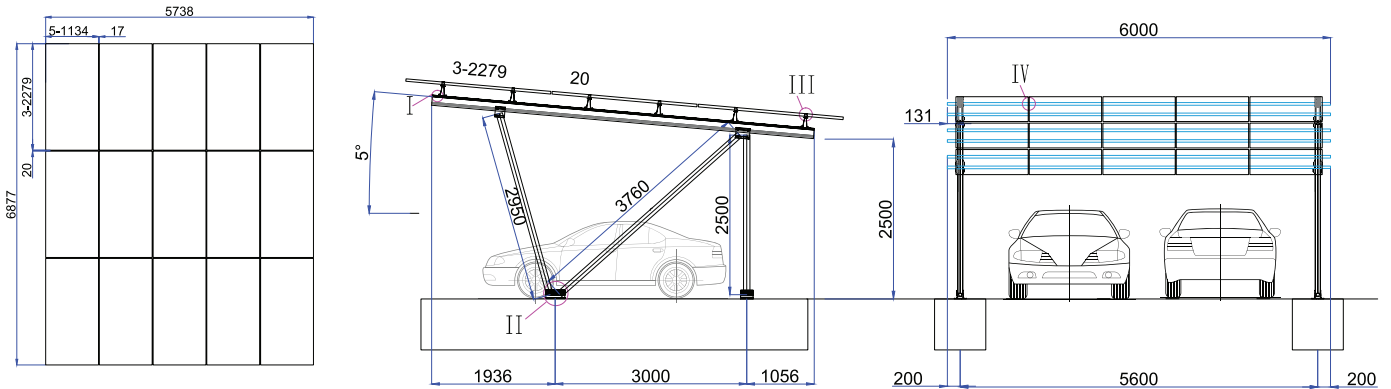
Model No	VT-10160
SKU Code	11566
Qty Per Pallet	200 pcs
Gross Weight	9KG±0.5KG

Battery type	Monocrystalline solar cells
Folding method	1*4 fold
Folded size	680*468*54mm±5mm
Expanded Size	1670*680*25mm±5mm
Weight (NW)	6KG±0.5KG
Standard working Voltage	17.6V
Standard Working Current	9.08A

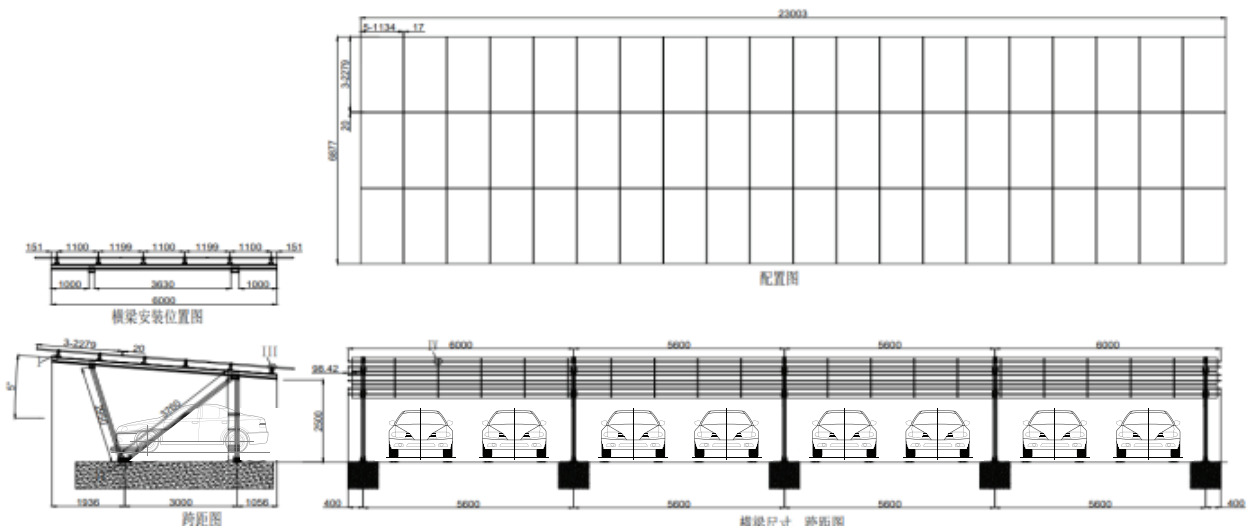


Max. Wind Speed	55 m/s
Max. Snow Load	1.4KN/m

Carport for 2 cars



Carport for 8 cars



Crossbar Rail

SKU	Size	2 cars Qty	8 cars Qty
118211	6000mm	6	12



Clamping kit

SKU	Size	2 cars Qty	8 cars Qty
118212	35mm	48	120



Mid Clamp

SKU	Size	2 cars Qty	8 cars Qty
118213	35mm	24	114



End Clamp

SKU	Size	2 cars Qty	8 cars Qty
118214	35mm	12	12



Carport Stringer

SKU	Size	2 cars Qty	8 cars Qty
118215	5900mm	2	5



H Jackets

SKU	Size	2 cars Qty	8 cars Qty
118216	150mm	2	34
118217	220mm		



Carport Tube

SKU	Size	2 cars Qty	8 cars Qty
118218	2500mm	2	5
118219	3760mm		
118220	2950mm		



Base

SKU	Size	2 cars Qty	8 cars Qty
118221	200mm	6	5
118222	300mm		



Waterproof Accessories

SKU	2 cars Qty	8 cars Qty
118223	28	135



END CLAMP 35MM
SKU: 11388



MIDDLE CLAMP 35MM SKU: 11389



SILVER RAIL 1.2 METER SKU: 11390
2 METERS SKU: 11538



ROOFTOP HOOK-01
SKU: 11391



L FEET GROUP
SKU: 11583



STEEL HORSE-SHAPED KLIPLOCK01 SET
SKU: 11584



STEEL HORSE-SHAPED KLIPLOCK02 SET
SKU: 11585



TT-NUT
SKU: 11392



SPLICE FOR RAIL
SKU: 11394



GROUNDING PLATE
SKU: 11395



ADJUSTABLE FRONT LEG
SKU: 11417



ADJUSTABLE REAR LEG
(10°-15°) SKU: 11385
(15°-30°) SKU: 11386



PV CABLE CONNECTOR-MC4
SKU: 11413



TRIANGLE SUPPORT-1700
SKU: 11387



PV6 CABLE WITH MC4 CONNECTORS 2 END FOR SOLAR PANEL CONNECTION
1 METER SKU: 11570
2.5 METERS SKU: 11416



WIFI DONGLE FOR INVERTERS
SKU: 11528 SKU: 11378



STORAGE BATTERY RACK MAX 5 LAYERS
SKU 11556
Size: 558*500*160mm
Adapting Battery-
VT48100E-P2



STORAGE BATTERY RACK MAX 3 LAYERS
SKU 11557
Size: 598*589*260mm
Adapting Battery-
VT48200B



SINGLE PHASE SMART METER

SKU: 11545



Nominal voltage	220V, 230, 240V
Current	5(80) A
Reference frequency	50Hz or 60Hz
Accuracy	Class 1.0
Operating range	0.85Un ~ 1.15Un
Power consumption	Voltage loop: 1W/5VA; Current loop: 2VA

THREE PHASE SMART METER

SKU: 11546



Nominal voltage	3x220~240/380~415V; 3x120~138/208~240V
Current	Direct access: 5(80)A; Mutual access: 1.5(6)A
Reference frequency	50Hz or 60Hz
Accuracy	Class 1.0 for 5(80)A; Class 0.5 for 1.5(6)A
Operating range	0.85Un ~ 1.15Un
Power consumption	1W/8VA



PV CABLES

	50M ROLL	100M ROLL	500M ROLL
4mm ² Red	SKU : 11821	SKU : 11418	SKU : 11807
4mm ² Black	SKU : 11822	SKU : 11414	SKU : 11805
6mm ² Red	SKU : 11829	SKU : 11419	SKU : 11808
6mm ² Black	SKU : 11830	SKU : 11415	SKU : 11806

Conductor	
Size	
Stranding	
Diameter	
Primary Insulation	
Minimum Average Thickness	
Secondary Insulation	
Minimum Average Thickness	
Outer Diameter	

4mm²

Conductor	Stranded tinned copper
Size	4mm ²
Stranding	56/0.285±0.01mm
Diameter	2.4mm
Primary Insulation	XLPE
Minimum Average Thickness	0.7mm
Secondary Insulation	XLPE
Minimum Average Thickness	0.8mm
Outer Diameter	5.5±0.15mm

6mm²

Conductor	Stranded tinned copper
Size	6mm ²
Stranding	84/0.285±0.01mm
Diameter	3.0mm
Primary Insulation	XLPE
Minimum Average Thickness	0.7mm
Secondary Insulation	XLPE
Minimum Average Thickness	0.8mm
Outer Diameter	6.1±0.2mm

50M ROLL



100M ROLL



500M ROLL



V-TAC

Meaningful Innovation.

LED
Industrial
& Home
Lighting





V-TAC

Meaningful Innovation.

www.v-tac.eu

SKU 22024

COMPLETE ENERGY SOLUTIONS FOR A BETTER TOMORROW